

17th. May 1933.

M.V. "SILVERAY".

Proposal to close up the Tonnage Opening in Shelter Deck and increase draught to 25'.0", being an increase of 1'.3 $\frac{3}{4}$ ".

Freeboard Particulars.

Mould dimensions 395'.0" x 56'.8 $\frac{1}{2}$ " x 35'.4"

85% of Depth Moulded = 30.03 ft. = Displacement 15010 tons.

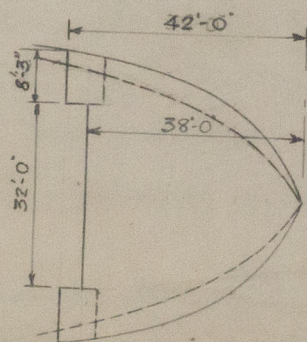
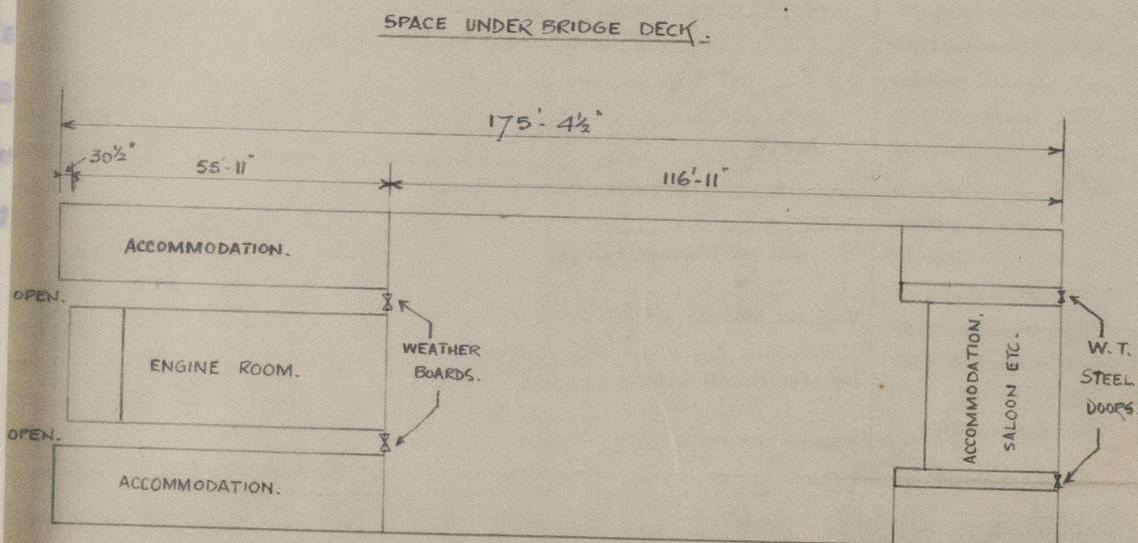
Crop of Deck Amidships = 1'.2".

Poop, 26'.11" x 8'.0" high, openings with weather boards.

Bridge - as sketch.


Forecastle ^{6'0"}38'.0" x 8'.0" high, openings with steel doors.

Sheer Aft, 4'.9" and Forward 9'.6".



FORECASTLE.

OPENINGS WITH
STEEL DOORS.



© 2019

554.

17/5/33

Lloyd's Register
Foundation

W217-0027

TUE. 10 MAR 1936