

JOHN HOLT.

JONATHAN C. HOLT.

ROBERT L. HOLT.

PROFILE & DECK PLANS.

LENGTH 310'-0" B.P. — BREADTH 44'-3" M.L. — DEPTH 13'-3" M.L.

TO CLASS 100 A.1. AT LLOYDS.

SCALE: 1/4" INCH = 1 FOOT.


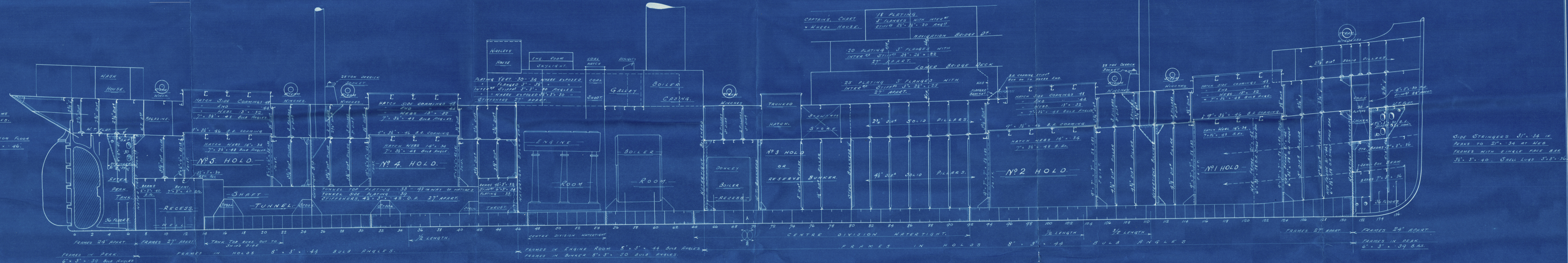


CHART HOUSE BEAMS
5" x 3" x 36' ANGLES.

TANKHOLD FLOOR
30" x 46'.



SIDE STRINGERS 3" x 36' IN
DECK TO 2" x 36' AT HULL
FRAMES WITH SINGLE RAIL BARS
3" x 3" x 40' x 36' LUGS 5" x 3" x 36'

WHEEL HOUSE TOP

BOAT DECK

LOWER BRIDGE

NAVIGATION BRIDGE


FORECASTLE DECK

UPPER DECK

UPPER DECK

LOWER DECK

LOWER DECK



STRENGTHENED WITH 2" TEAK
EXCEPT BETWEEN CARGO
HATCHES WHERE 2" CEMENT
DECK LINING HATCHES STRENGTHENED
WITH 2" TEAK PLATE.

STRENGTHENED WITH 2" TEAK EXCEPT
BETWEEN CARGO HATCHES WHERE
2" CEMENT
DECK LINING HATCHES STRENGTHENED
WITH 2" TEAK PLATE.

SMITH'S DOCK CO. LTD.
SHIPBUILDERS & ENGINEERS.
SOUTH BANK - ON - TEES.

Nos 820-1-2.



S.S. "Robert. L. Holt"

Radl. Rpt. 1964-7.

(Profile. Vessel as built.)



© 2019

W211-0088

Lloyd's Register
Foundation