

PROFILE & DECK PLANS.

S.S. N° 356.

SCALE 1/8" = 1 FOOT.

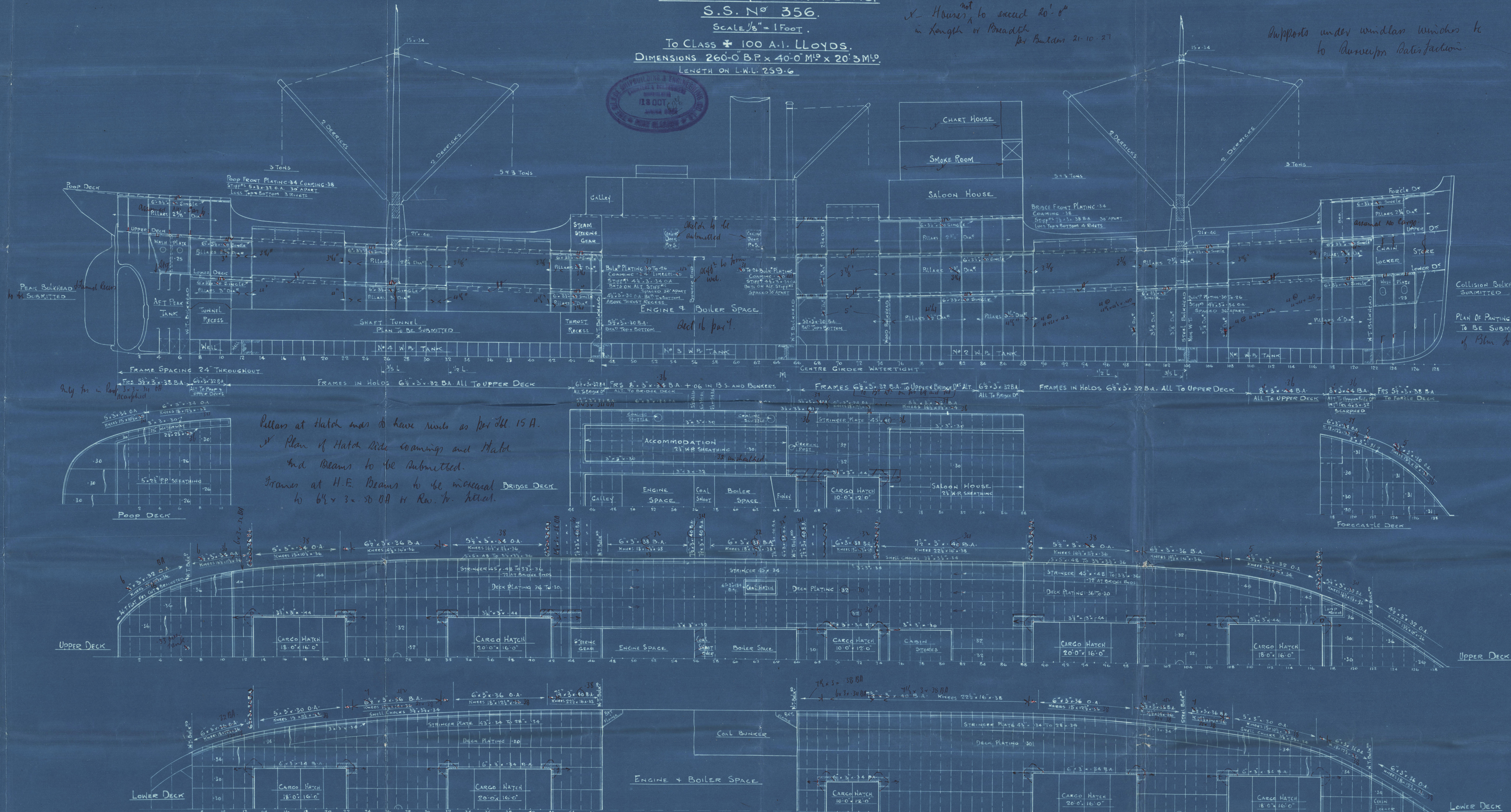

TO CLASS * 100 A-1. LLOYDS.

DIMENSIONS 260'-0" B.P. x 40'-0" M² x 20'-3" M².

LENGTH ON L.W.L. 259'-6"

X Houses not to exceed 20'-0" in length or breadth by Bulwars 21'-10" & 27'

Supports under windlass winches to be arranged satisfactorily.



COLLISION BULKHEAD SUBMITTED

PLAN OF PAINTING ARRANGEMENTS TO BE SUBMITTED and Plan of Blm. Ford.

Pillars at Hatch man to have rivets as per Tab. 15 A.

Plan of Hatch side coaming and Hatch and Beams to be submitted.

Frames at H.E. Beams to be material BRIDGE DECK to 6 1/2 x 3-50 BA H. Riv. to Hatch.

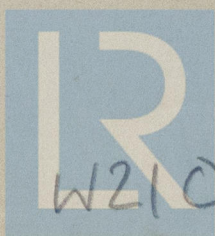
The Office M.B. & E.C.L.

S. S. "PRESEDNIK
KORPUS" .

N. 356.

Profile & D. Plans.

Gen. Rep. N. 18958.



© 2020

Lloyd's Register
Foundation

W210-0270