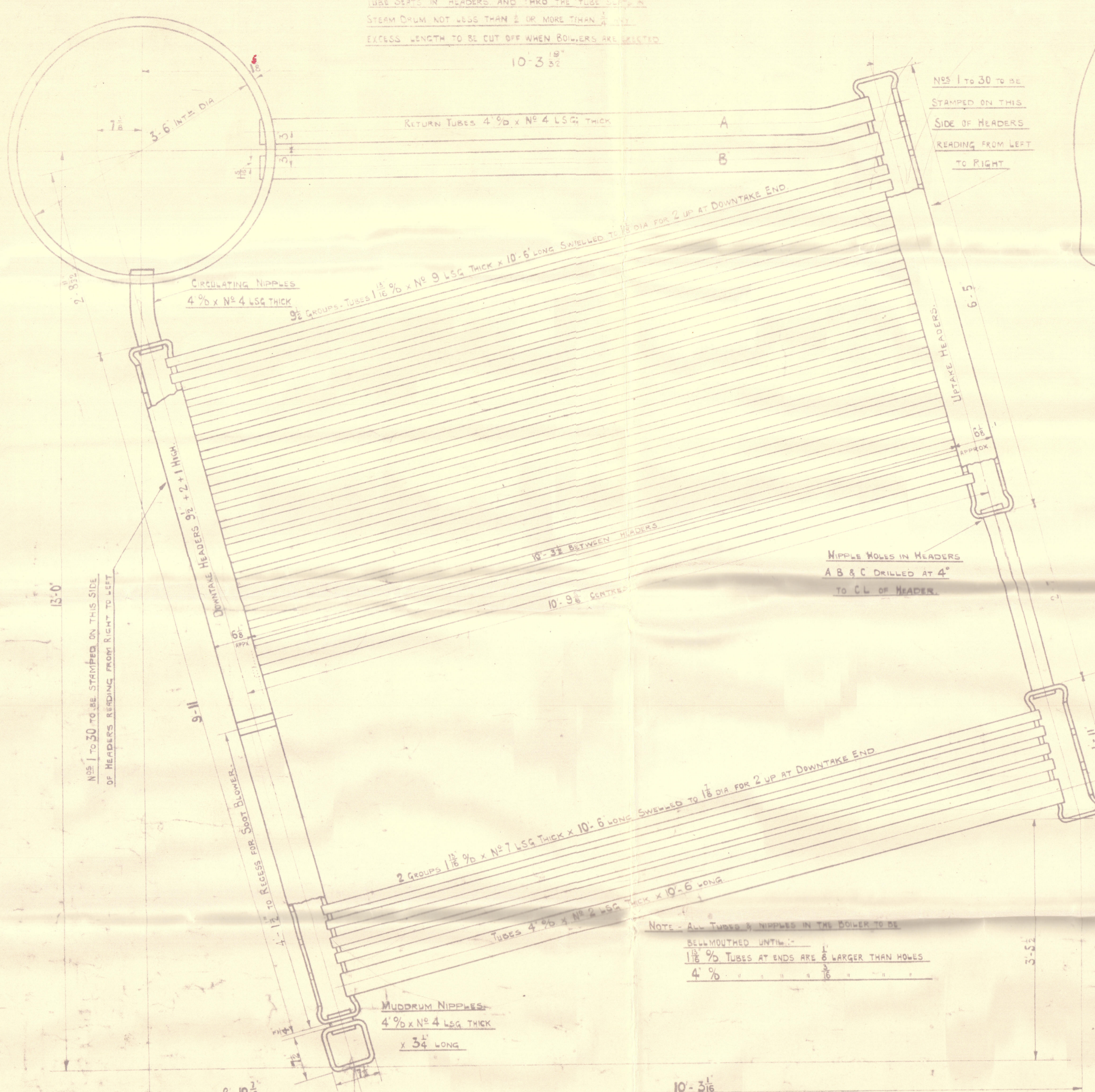



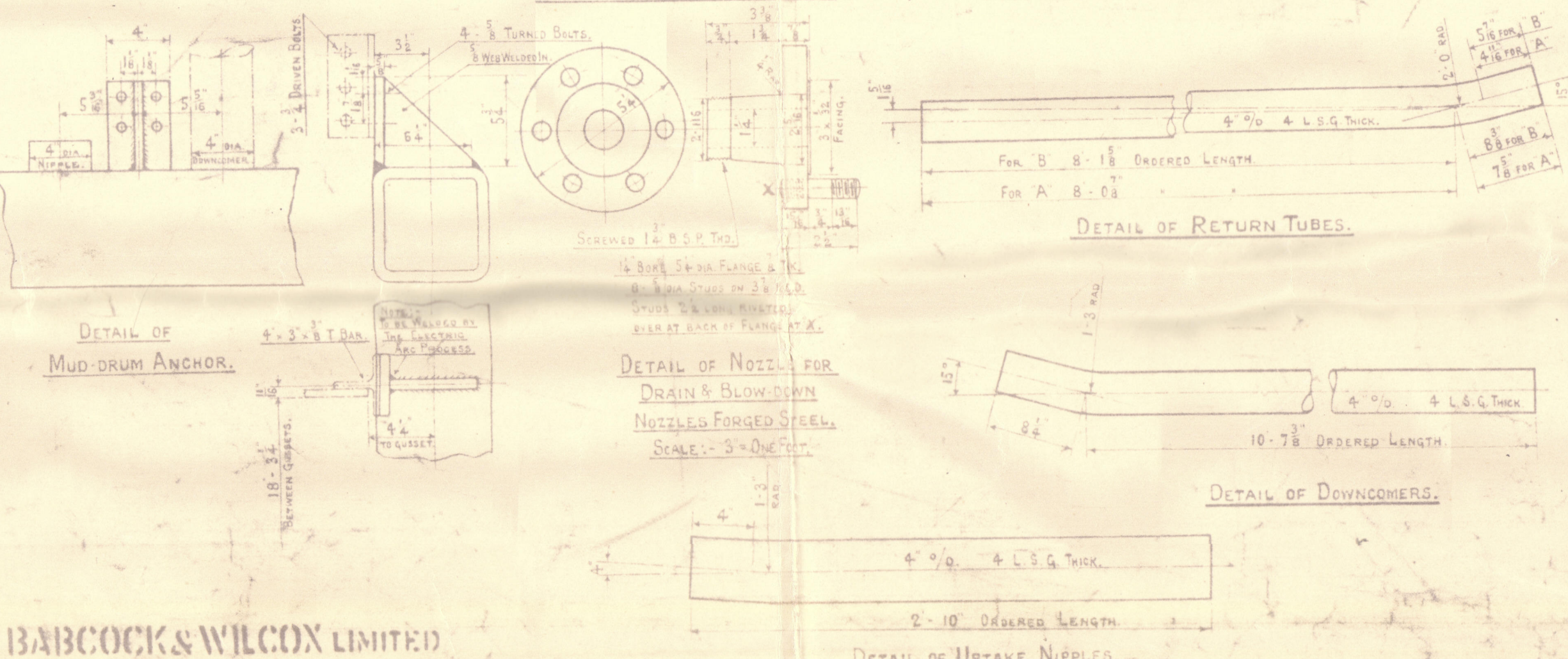
FOR TOP RETURN TUBES AND TO PROJECT 2" BEYOND THE
TUBE SEATS IN HEADERS AND TWO THE TUBE SEATS IN
STEAM DRUM NOT LESS THAN 2" OR MORE THAN 4"
EXCESS LENGTH TO BE CUT OFF WHEN BOLTERS ARE MOUNTED




ARRANG^t OF PRESSURE PARTS - 30 SECTIONS WIDE
AS DRAWN FOR BOILER NO. 3.



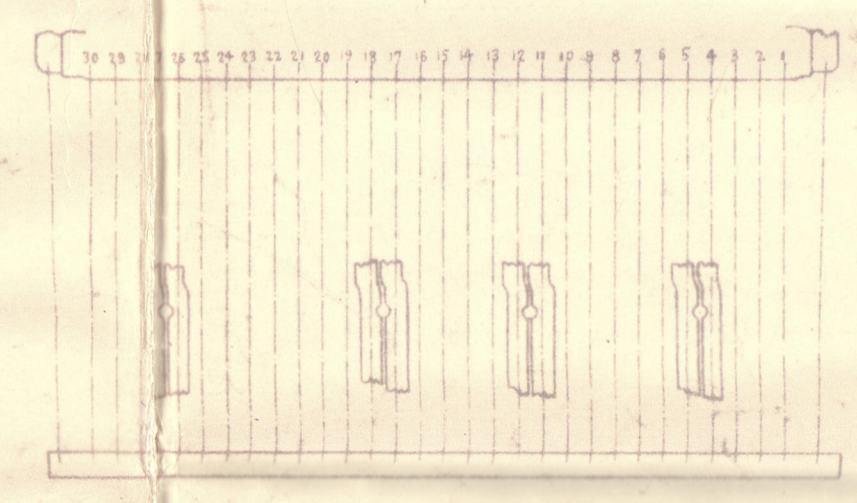
2 - OFF AS DRAWN (FOR BOILERS NO. 2 & 3) DETAIL OF MUD-DRUM. 2 - OFF TO OPPOSITE HAND (FOR BOILERS NO. 1 & 4)



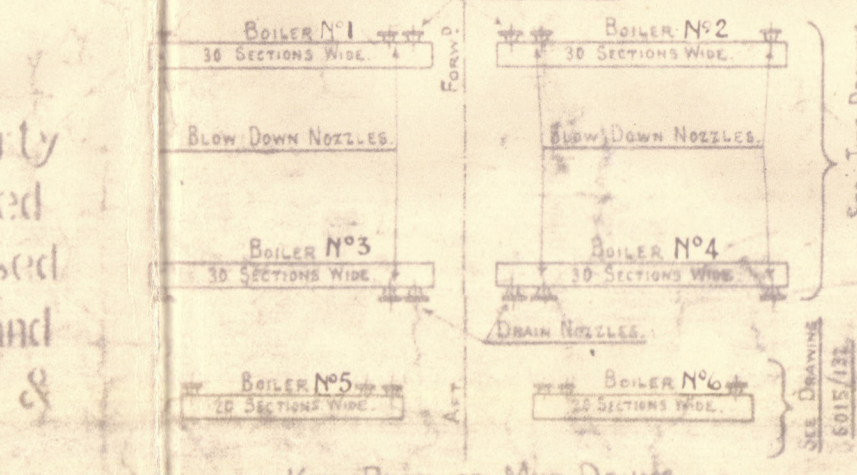
This Design is the property of Babcock & Wilcox Limited and is only allowed to be used by express permission and license from Babcock & Wilcox Limited




SECTION THRU A.B.



FINISHED LENGTH 1'-2"



MINIMUM THICKNESS AT TUBE SEATS (AFTER MACHINING)
HANDHOLES 1/2"
LOCAL STOPS
OF AN AREA NOT EXCEEDING 10 SQ. INCH



DOWNTAKE HEADERS

UPTAKE HEADERS

DETAIL OF HEADERS. SEAMLESS MADE FROM WELDLESS STEEL BLANKS.

| G | H | J | A | B | C |
|-----------------------|-----------------------|-----------------------|-----------------------|-----------------------|-----------------------|
| 33 TUBE HOLES | 46 TUBE HOLES | 38 TUBE HOLES | 28 TUBE HOLES | 38 TUBE HOLES | 28 TUBE HOLES |
| 1 NIPPLE HOLES IN END | 1 NIPPLE HOLES IN END | 1 NIPPLE HOLES IN END | 1 NIPPLE HOLES IN END | 1 NIPPLE HOLES IN END | 1 NIPPLE HOLES IN END |
| 2 RETURN TUBES | 2 RETURN TUBES | 2 RETURN TUBES | 2 RETURN TUBES | 2 RETURN TUBES | 2 RETURN TUBES |
| 13 4" SQ HANDHOLES | 13 4" SQ HANDHOLES | 13 4" SQ HANDHOLES | 12 4" SQ HANDHOLES | 12 4" SQ HANDHOLES | 12 4" SQ HANDHOLES |

4 - BOILERS, 30 SECTIONS WIDE PER SHIP
4 - BOILERS OFF THUS, 2 AS DRAWN FOR 3 & 2, 2 TO OPPOSITE HAND FOR 1 & 4

LIST OF MATERIAL REQUIRED FOR ONE BOILER

| NO. OFF | DESCRIPTION | QTY. |
|---------|---|------|
| 1 | STEAM & WATER DRUM TO DIA. NO. 6015, 100" | 1 |
| 1 | MUD-DRUM MADE FROM SEAMLESS STEEL TUBE | 1 |
| 1 | UPTAKE HEADER, TYPE A TO DETAIL | 1 |
| 1 | DOWNTAKE HEADER, TYPE B TO DETAIL | 1 |
| 1 | DOWNCOMER, TYPE C TO DETAIL | 1 |
| 1 | DOWNCOMER, TYPE D TO DETAIL | 1 |
| 1 | DOWNCOMER, TYPE E TO DETAIL | 1 |
| 1 | DOWNCOMER, TYPE F TO DETAIL | 1 |
| 1 | DOWNCOMER, TYPE G TO DETAIL | 1 |
| 1 | DOWNCOMER, TYPE H TO DETAIL | 1 |
| 1 | DOWNCOMER, TYPE I TO DETAIL | 1 |
| 1 | DOWNCOMER, TYPE J TO DETAIL | 1 |
| 1 | DOWNCOMER, TYPE K TO DETAIL | 1 |
| 1 | DOWNCOMER, TYPE L TO DETAIL | 1 |
| 1 | DOWNCOMER, TYPE M TO DETAIL | 1 |
| 1 | DOWNCOMER, TYPE N TO DETAIL | 1 |
| 1 | DOWNCOMER, TYPE O TO DETAIL | 1 |
| 1 | DOWNCOMER, TYPE P TO DETAIL | 1 |
| 1 | DOWNCOMER, TYPE Q TO DETAIL | 1 |
| 1 | DOWNCOMER, TYPE R TO DETAIL | 1 |
| 1 | DOWNCOMER, TYPE S TO DETAIL | 1 |
| 1 | DOWNCOMER, TYPE T TO DETAIL | 1 |
| 1 | DOWNCOMER, TYPE U TO DETAIL | 1 |
| 1 | DOWNCOMER, TYPE V TO DETAIL | 1 |
| 1 | DOWNCOMER, TYPE W TO DETAIL | 1 |
| 1 | DOWNCOMER, TYPE X TO DETAIL | 1 |
| 1 | DOWNCOMER, TYPE Y TO DETAIL | 1 |
| 1 | DOWNCOMER, TYPE Z TO DETAIL | 1 |

DRAWN BY
CHECKED BY
PASSED BY

ARR^t OF PRESSURE PARTS & DETAILS OF HEADERS & MUD-DRUM ETC.

SCALE: - 1" = 12" = ONE FOOT.

712

Borters

Arrangement of measures
part

(30 sections)

T S S ORCADES

BARROW REPORT 2662



© 2020

Lloyd's Register
Foundation

W204-0230