

MIDSHIP SECTION:

T.S.S. No 516:

MOULDED DIMENSIONS 450'58'35'6" [T.O.U.D.]

SCALE 1/2 INCH = ONE FOOT:

TO CLASS S.100A1 LLOYDS:

FORECASTLE DECK	
BEAMS (2 ROWS PILLARS)	10' 5 1/2" x 5 1/2" x 3/4" C ON ALT FRAMES
KNEES	28' x 54' 6 7/8 RIVETS
STRINGER PLATE	38' x 3/4"
STRINGER ANGLE	3 1/2" x 5 1/2" x 3/4"
GUTTER ANGLE	5' x 3' x 40'
STEEL DECK	30' 40' UNDER WHOLASS
WOOD DECK	NO WOOD DECK

POOP DECK	
BEAMS (2 ROWS PILLARS)	9' 5 1/2" x 5 1/2" x 3/4" C ON ALT FRAMES
KNEES	25' x 54' 6 7/8 RIVETS
STRINGER PLATE	38' x 3/4"
STRINGER ANGLE	3 1/2" x 5 1/2" x 3/4"
GUTTER ANGLE	5' x 3' x 40'
STEEL DECK	TIED (ONE DECK PLAN)
WOOD DECK	5' x 5' PITCH PINE

BRIDGE DECK	
BEAMS WITH 2 ROWS PILLARS	10' 3 1/2" x 5 1/2" x 3/4" C ON ALTERNATE FRAMES
KNEES	28' x 54' 6 7/8 RIVETS
STRINGER PLATE	38' x 3/4" (RULE C) - 58'
STRINGER ANGLE	3 1/2" x 5 1/2" x 3/4"
STEEL DECK	44'
STRINGER ANGLE	5' x 5' x 40'

LLOYDS NUMERALS	
(B.D.)	25.5
(S.D.)	40075
(A)	20.3

EQUIPMENT NUMBER	
(B.D.) 450'58'35'6"	40075
POOP 45'50'7'5"	247
BRIDGE 48'5'8'0"31	221
POPE 41'58'7'0"31	222
POPE HOUSE ON BRIDGE 51'5'8'0"31	102
ART	130
EQUIPMENT NUMBER	45855

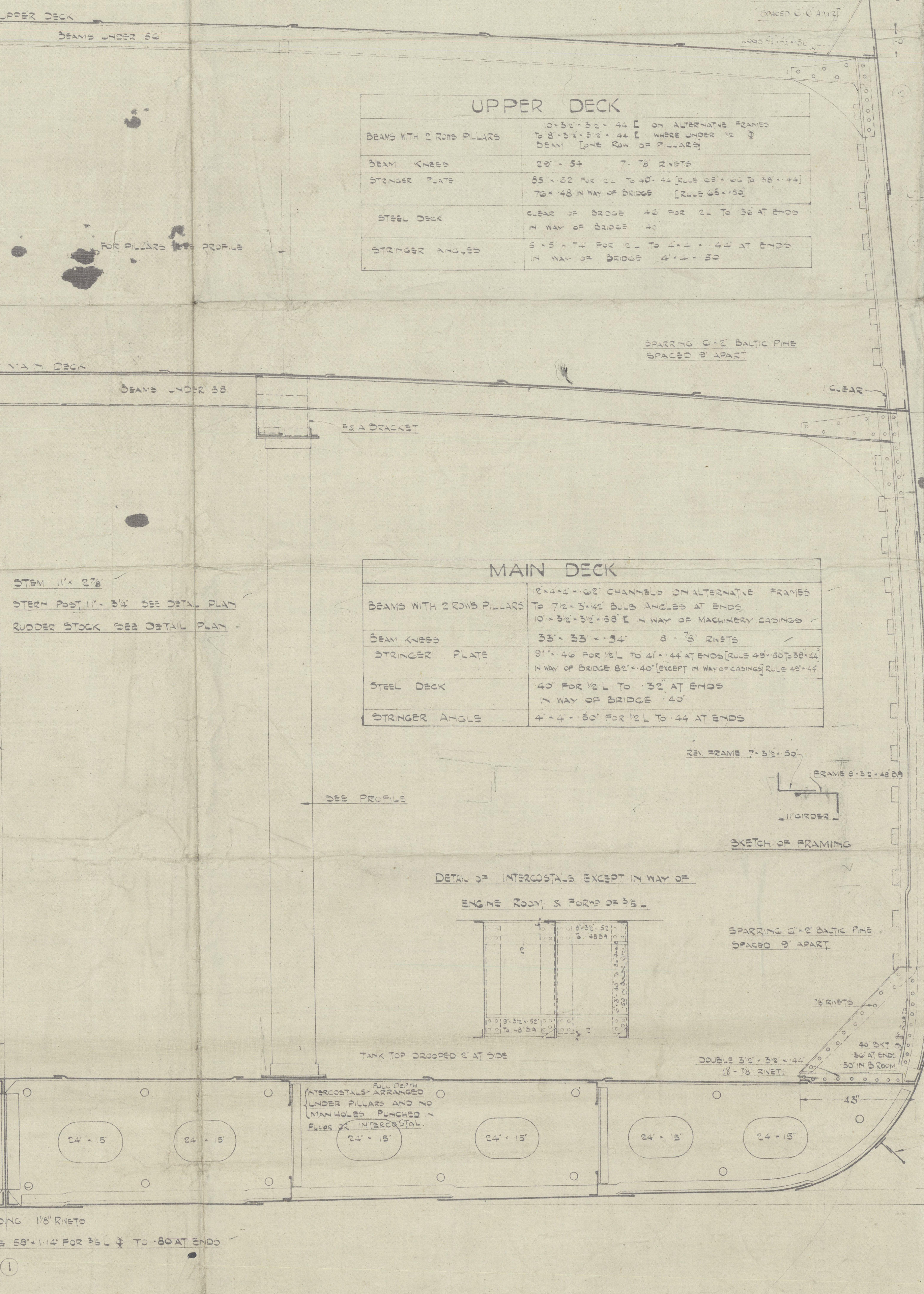
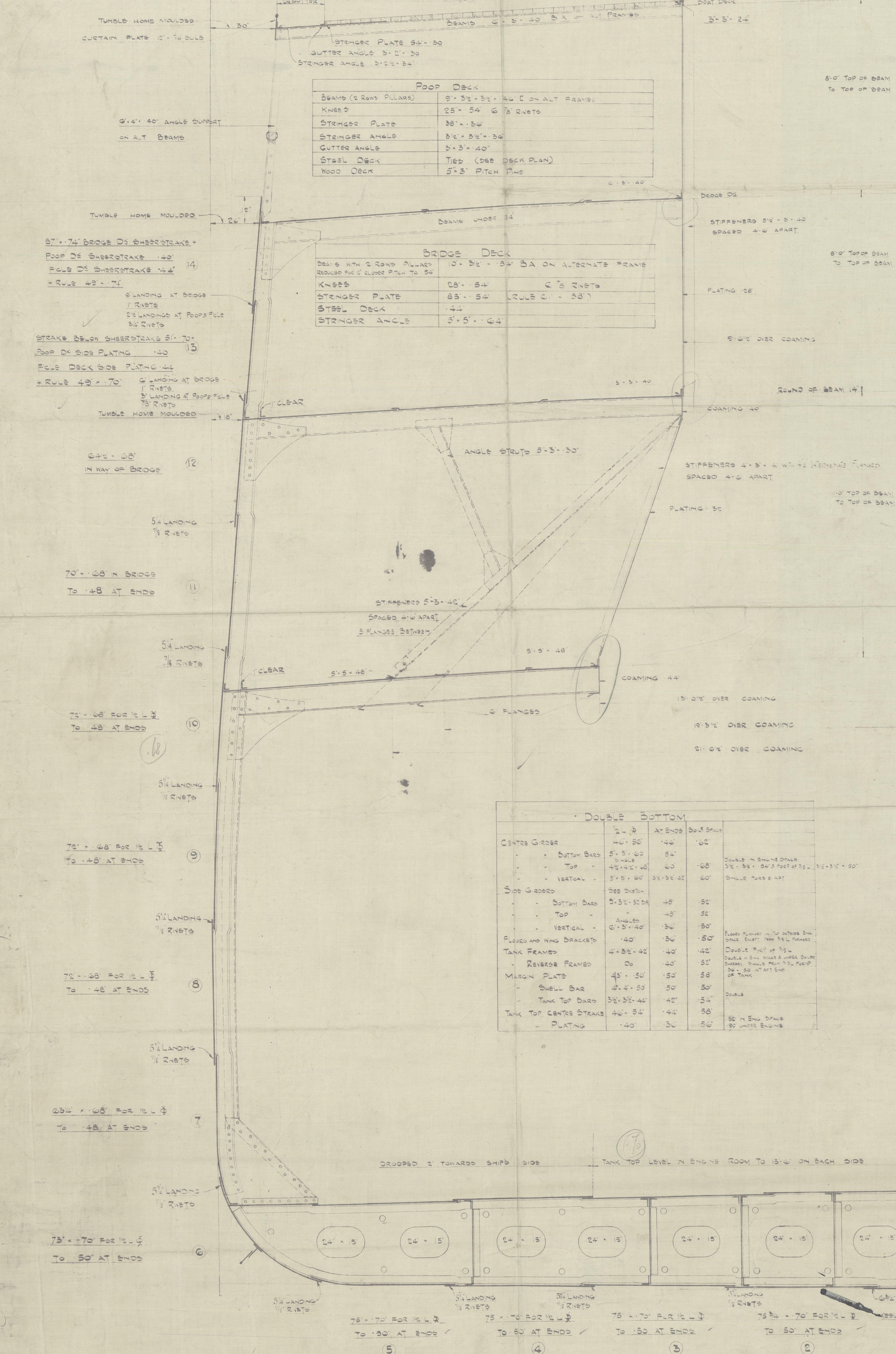
EQUIPMENTS [LLOYDS]	
2 BOWS ANCHORED EACH	7 TONS STOCKLESS
1 " " " " " " " "	600 "
1 " " " " " " " "	20 " SWL STOCK
1 " " " " " " " "	10 " "
240 FATHOM 2 1/2" STU. CHAIN CABLE	
130 " 5" STEEL WIRE (STREAM)	
2 OR 30 FATHOMS 8" MANILLA HAWSER	
2 " 100 " 8" " " "	HAWP

RIVETING		
END CONNECTIONS		
	FOR 12 L ANCHORS	AT ENDS
KEEL	QUINTUPLE OVERLAP	QUAD RIVET LAPS OVER 70
	22 DOUBLE STRAND TIEBARS RIVETED	
SHEERSTRAKE IN WAY OF	DOUBLE STRAND TIEBARS RIVETED	QUAD RIVET LAPS OVER 70
UPPER DS IN WELLS	QUAD RIVETED LAPS	TIEBARS - 40 S.W. 1/2"
STRAKE BELOW SHEERSTRAKE	QUAD RIVETED LAPS	QUAD RIVET LAPS WHEREVER
		TIEBARS - 60 S.W. 1/2"
BRIDGE ON SHEERSTRAKE	QUAD RIVETED LAPS	
STRAKE BELOW SHEERSTRAKE	QUAD RIVETED LAPS	
OUTSIDE PLATING FROM KEEL		
10 UPPER TURN OF CABLE	QUAD RIVET LAPS	TIEBARS RIVETED LAPS
OUTSIDE PLATING FROM UPPER TURN OF		
BLUES TO STRAKE BELOW SHEERSTRAKE	TIEBARS RIVETED LAPS	TIEBARS RIVETED LAPS
BRIDGE DECK STRINGER	TIEBARS RIVETED LAPS	
" " PLATING	DOUBLE RIVETED LAPS	
UPPER DECK STRINGER IN WAY OF BRIDGE	TIEBARS RIVETED LAPS	
UPPER DECK STRINGER IN WAY OF WELLS	QUAD RIVETED LAPS	TIEBARS RIVETED LAPS
UPPER DECK PLATING	DOUBLE RIVETED LAPS	DOUBLE WHERE OVER 40
MAIN DECK STRINGER	TIEBARS RIVETED LAPS	TIEBARS RIVETED LAPS
MAIN DECK STRINGER IN WAY OF BRIDGE	DOUBLE RIVETED LAPS	
MAIN DECK PLATING	DOUBLE RIVETED LAPS	SINGLE RIVETED LAPS
CENTRE GIRDER	TIEBARS RIVETED LAPS	TIEBARS RIVETED LAPS
MARGIN PLATE	TIEBARS RIVETED LAPS	TIEBARS RIVETED LAPS
TANK TOP CENTER STRAKE	TIEBARS RIVETED LAPS	DOUBLE NOT EXCEEDING 48
TANK TOP PLATING	DOUBLE RIVETED LAPS	SINGLE NOT EXCEEDING 48
POOP & POPE STRINGER		DOUBLE NOT EXCEEDING 48
POOP & POPE SIDE PLATING		DOUBLE NOT EXCEEDING 48

EDGE CONNECTIONS	
POOP & FORECASTLE ENDS	SINGLE
SHELL PLATING	DOUBLE
DECK EDGES	SINGLE
DECK STRINGER EDGES	SINGLE
TANK TOP PLATING	SINGLE
SHEER STRAKE & KEEL LANDINGS	DOUBLE

FRAMING	
FRAMES SPACED 24' APART IN PEAKS	
BULKHEADS FRAMES SPACED 21' APART (RULE 128)	
IN MACHINERY	FRAMES 8'5" x 48' BA TO UPPER DS WITH 25V BAR 70x50 (EXCEPT IN MACHINERY SPACE) TO MAIN DS. IN WAY OF SECTIONS
SPACE AND N	ALTERNATE BA FRAMES CARRIED UP BY INTERMEDIATE FRAMES
HOLES	OF ANGLE 4'5" x 5' x 40' UNCARPENDED (IN MACHINERY)
IN WAY OF TUNNEL	FRAMES ABOVE TUNNEL RECESS TOP 5'5" x 48' BA
RECESS	TO UPPER & POOP DECKS ALTERNATELY WITH INTERMEDIATE
	ANGLE FRAMES BETWEEN UPPER POOP DS 4'5" x 5' x 40' UNCARPENDED
POPE PEAK	FRAMES 8'5" x 48' BA CARRIED UP TO UPPER & POPE DECKS
	ALTERNATELY WITH INTERMEDIATE ANGLE FRAMES BETWEEN
ART PEAK	UPPER & POPE DS 4'5" x 5' x 40' UNCARPENDED
	FORMING A T GIRDER. ALL 25V UP TO UPPER DECK


10-1-18
(6) 22-2-19



DOUBLE BOTTOM	
CENTRE GIRDER	2' x 3' 1/2" x 1/2"
BOTTOM BARS	5' x 5' 1/2" x 1/2"
TOP	4' x 4' 1/2" x 1/2"
VERTICAL	5' x 5' 1/2" x 1/2"
SIDE GIRDER	5' x 5' 1/2" x 1/2"
BOTTOM BARS	5' x 5' 1/2" x 1/2"
TOP	4' x 4' 1/2" x 1/2"
VERTICAL	5' x 5' 1/2" x 1/2"
PLATING AND WING BRACKETS	4' x 4' 1/2" x 1/2"
TANK FRAMES	4' x 4' 1/2" x 1/2"
REVERSE FRAMES	4' x 4' 1/2" x 1/2"
MARGIN PLATE	4' x 4' 1/2" x 1/2"
SHELL BAR	4' x 4' 1/2" x 1/2"
TANK TOP BARS	5' x 5' 1/2" x 1/2"
TANK TOP CENTER STRAKE	4' x 4' 1/2" x 1/2"
PLATING	4' x 4' 1/2" x 1/2"

STEM 11' x 27 1/2"
STEEL POST 11' x 5 1/2" SEE DETAIL PLAN
RUDDER STOCK 222 DETAIL PLAN

MAIN DECK	
BEAMS WITH 2 ROWS PILLARS	10' 5 1/2" x 5 1/2" x 3/4" C ON ALTERNATE FRAMES
BEAM KNEES	28' x 54' 6 7/8 RIVETS
STRINGER PLATE	38' x 3/4" (RULE C) - 58'
STRINGER ANGLE	3 1/2" x 5 1/2" x 3/4"
STEEL DECK	44'
STRINGER ANGLE	5' x 5' x 40'



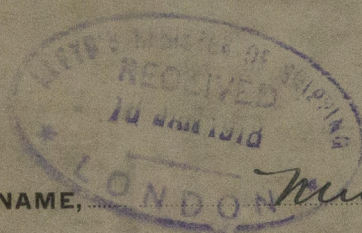
10-1-18
10-1-19

BUILDERS. *BARCLAY CURLE & Co.*

YARD NO. *516 + 578.*

PLAN. *MIDSHIP SECTION.*

SHIP'S NAME,



Mundra

GLASGOW REPORT No.

H0H28.



W199-0030



© 2021

Lloyd's Register
Foundation