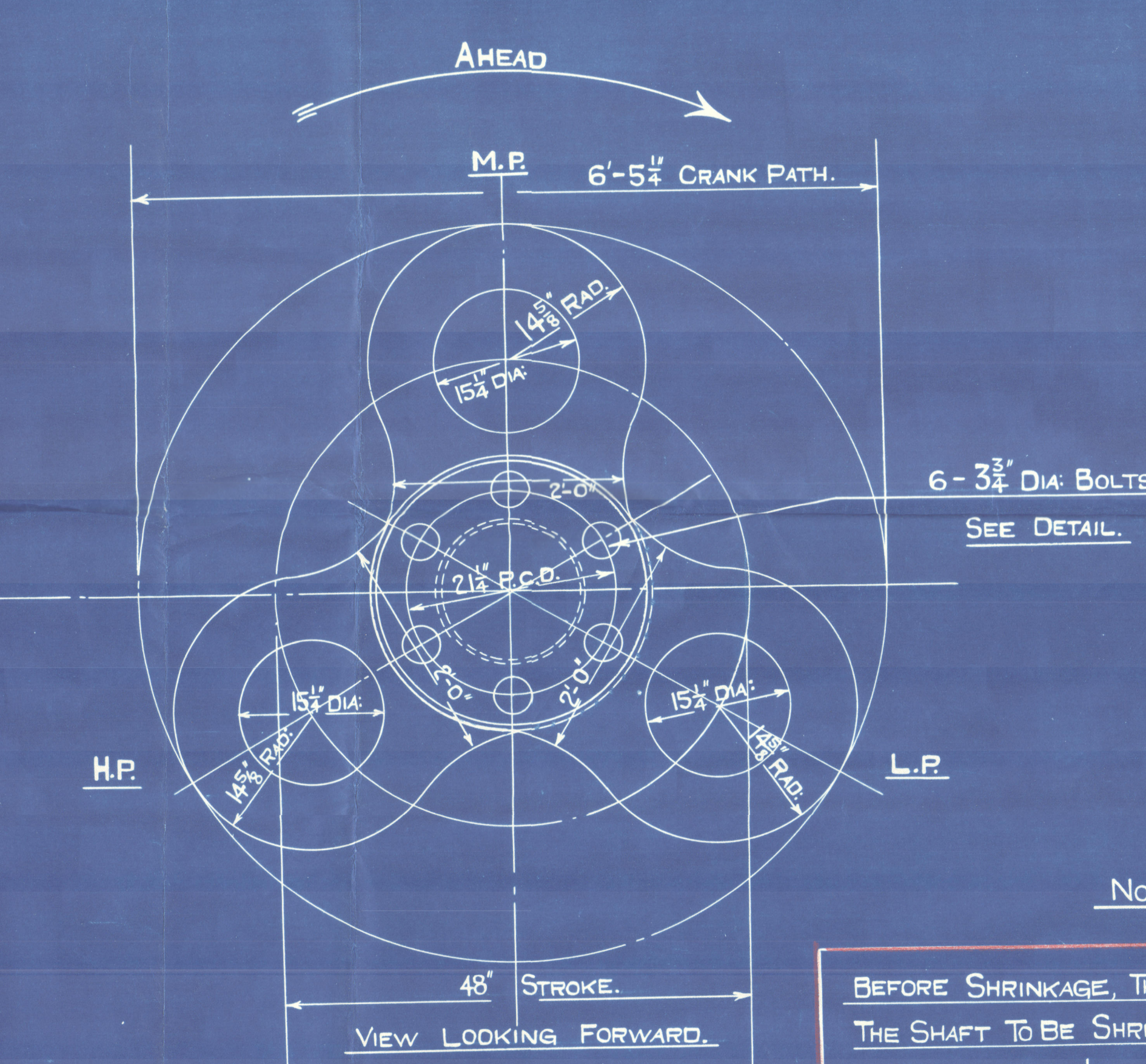
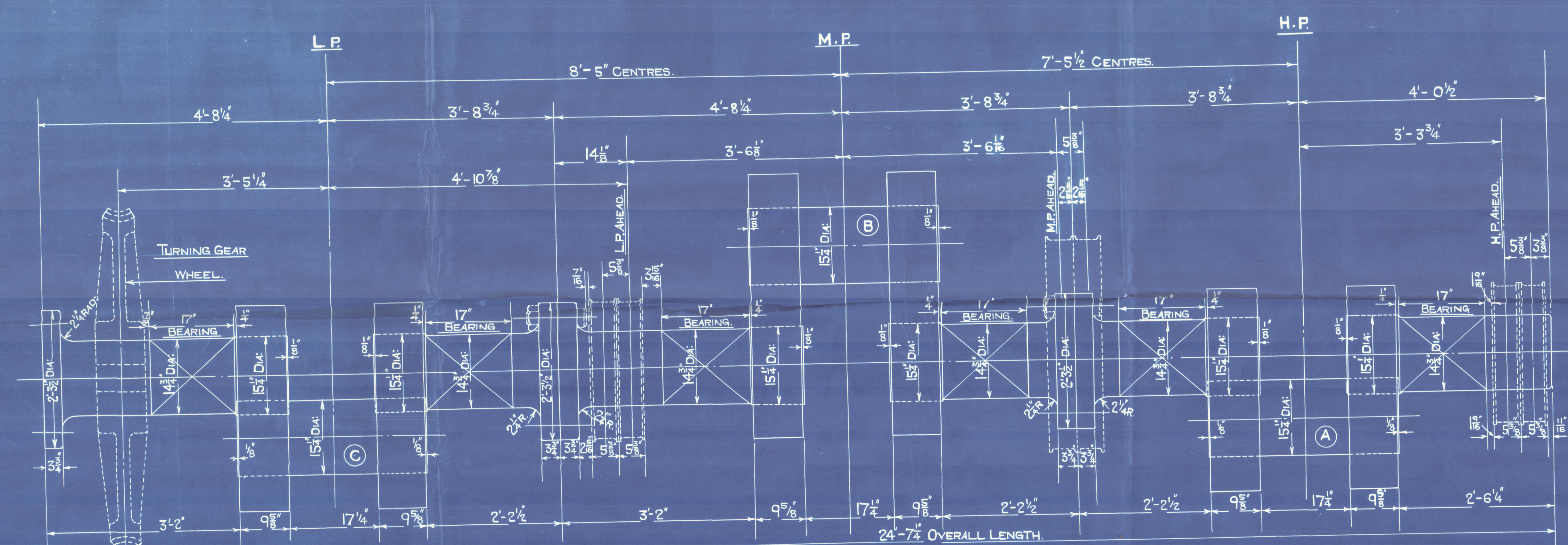
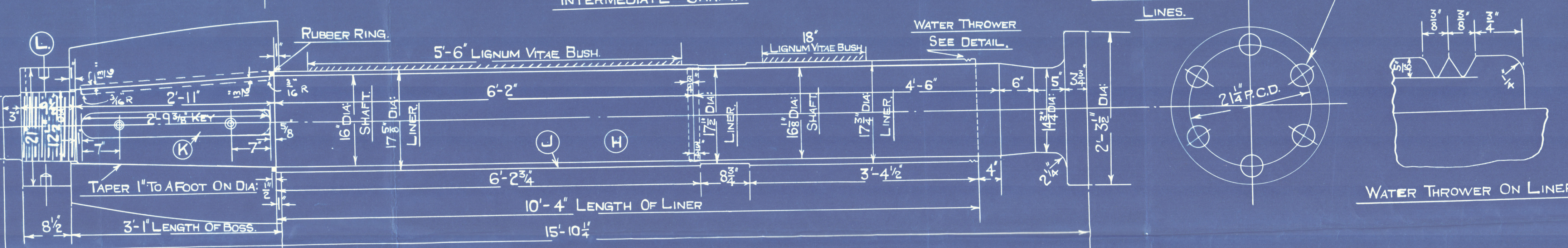
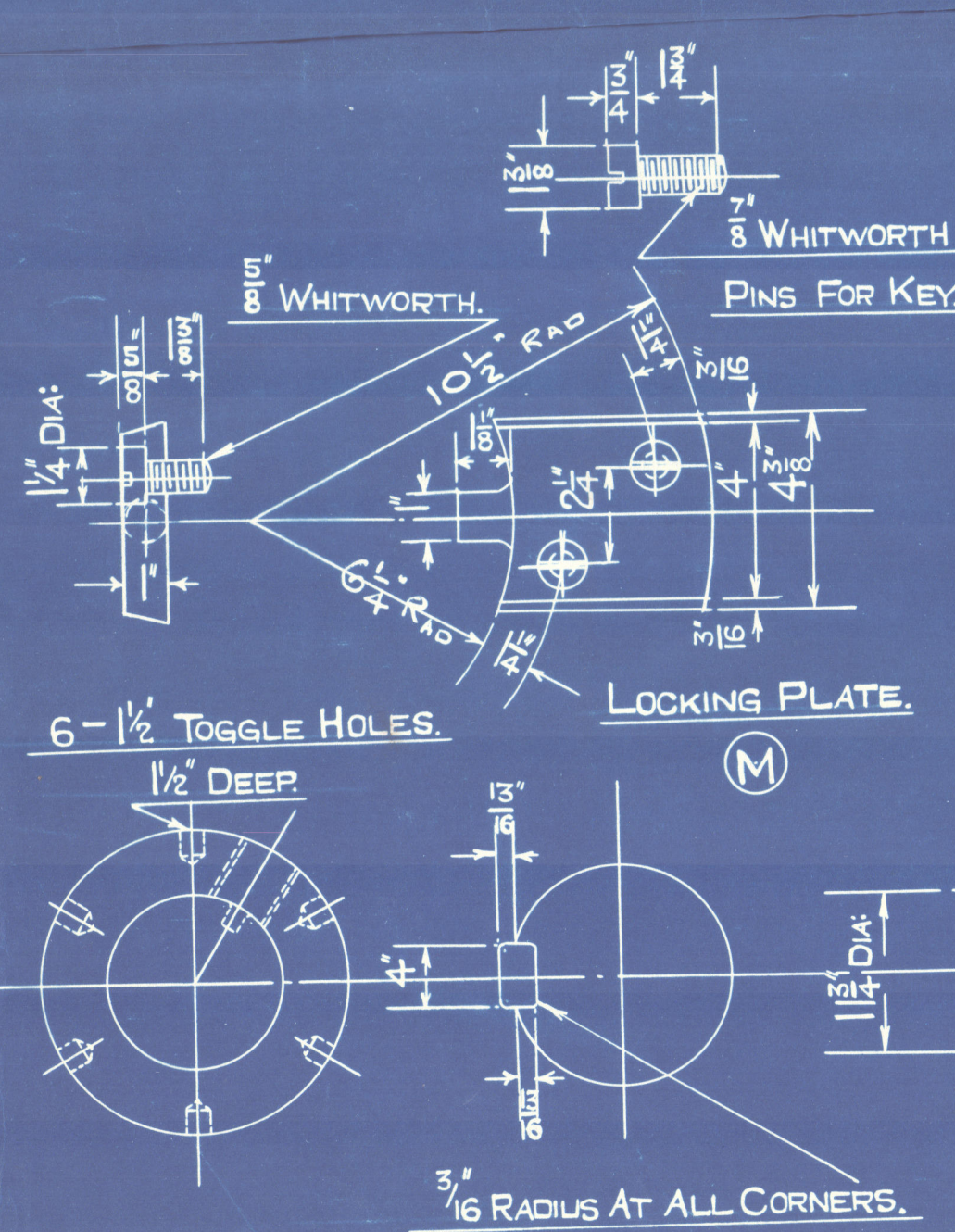
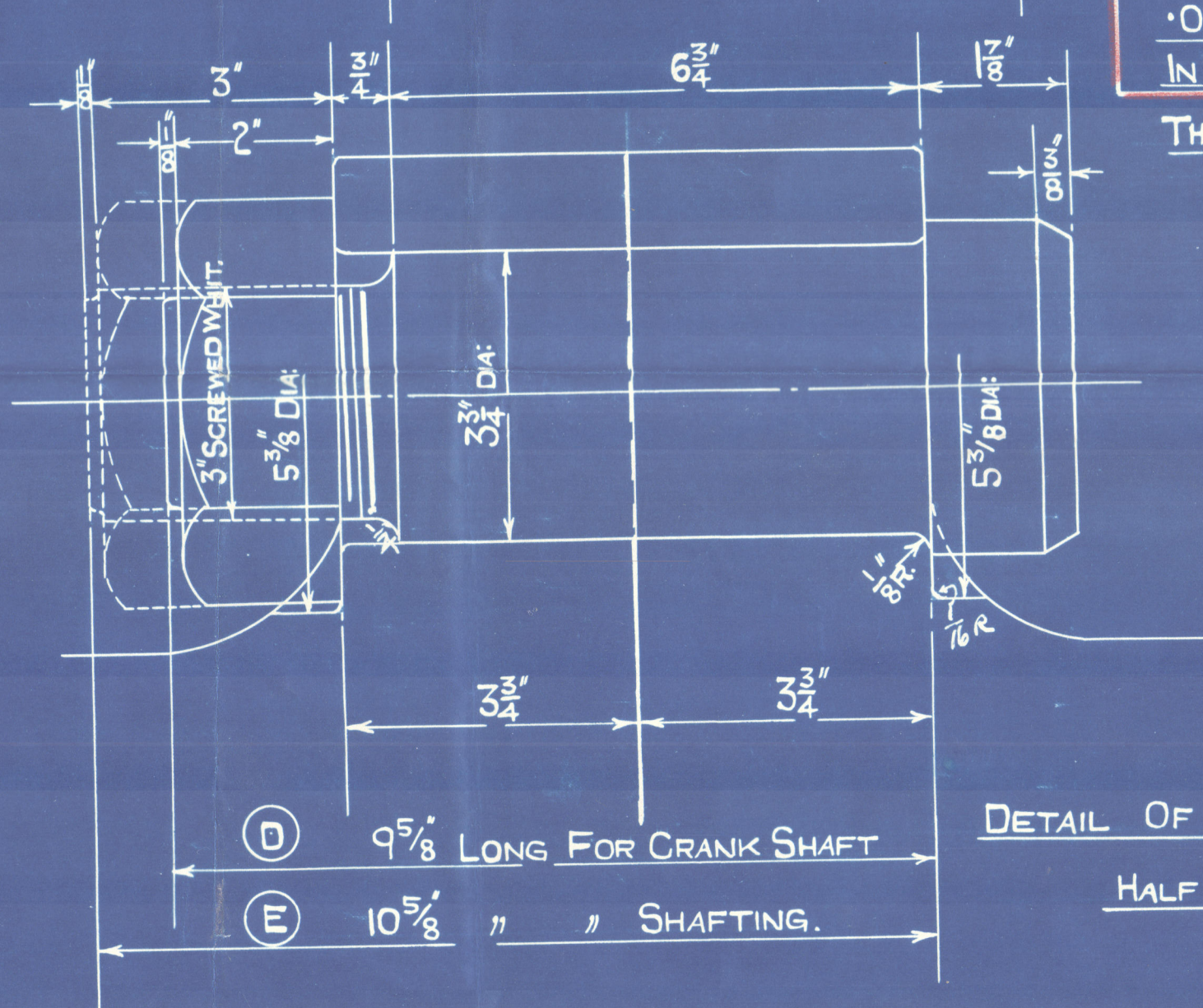


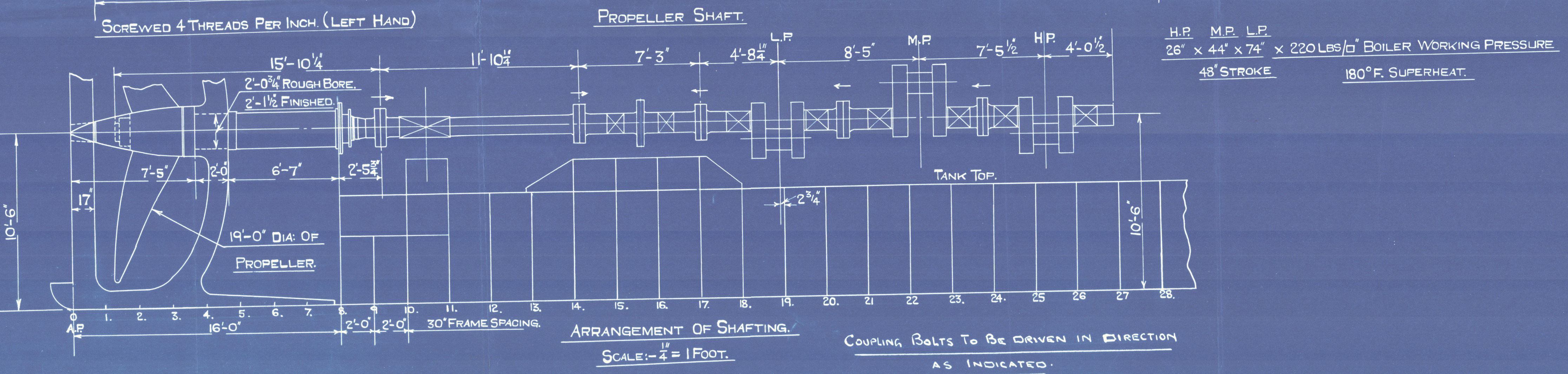
3 DEC 1937




NOTE.
BEFORE SHRINKAGE, THE DIAMETER OF THE PORTION OF THE SHAFT TO BE SHRUNK IN TO THE WEB, IS TO BE .02364 INCHES LARGER IN DIA. THAN THE HOLE IN THE WEB IN EACH CASE.
THE ABOVE IS CALCULATED ON .00155 INCHES PER INCH DIAMETER OF THE SHAFT.
NO DOWELS TO BE FITTED.



Nº OFF.	WORKS	SPARE	MARK	DESCRIPTION.	MATERIAL	REMARKS.
1	—	A.		H.P. CRANK SHAFT.	28-32 TONS STEEL	YIELD POINT OF MATERIAL = 16 TONS PER SQ. INCH.
1	—	B.		M.P. " "	"	
1	—	C.		L.P. " "	"	
12	6	D.		COUPLING BOLTS FOR CRANK SHAFTS.	STEEL.	
18	6	E.		" " " SHAFTING.	"	
1	—	F.		THRUST SHAFT.	28-32 TONS STEEL	
1	—	G.		INTERMEDIATE SHAFT.	"	
1	1	H.		PROPELLER SHAFT.	"	1 SPARE PROPELLER SHAFT COMPLETE
1	1	J.		" " LINER.	GUNMETAL	
1	1	K.		" " KEY. (WITH 7/8 PINS)	STEEL	
1	1	L.		" " NUT.	"	
1	1	M.		" " NUT LOCKING PLATE & SCREWS	"	



CHECKED BY: *Can*
DATE: 26-10-1937.
HEADING N93
CRANK SHAFT N931.
THRUST SHAFT N932.
LINE & PROPELLER SHAFT N933.
SPARE GEAR N930.



CRANK & SCREW SHAFTING.
CONTRACT N933.

SCALE: 1" = 1 FOOT & AS MARKED.

32666

THE WALLSEND SLIPWAY
& ENGINEERING CO. LTD.

NEWCASTLE-ON-TYNE

Shafting details N^o 933.

$\frac{26' \times 44' \times 74'}{48'} \times 220 \text{ lbs}$

Propeller 19'-0" diameter

2nd Plan.

Shrinkage allowance increased to .00155 " per inch of dia

Yield point of (web) material 16 tons □" (32 ton material)

web material = 30 tons □: Yield 15.4 tons □" actual.

SWAN, HUNTER, & WIGHAM
RICHARDSON LTD.

S.S. No 1555.

" LA CARRIERE "

S.S. "La Carriere".

NEWCASTLE ON TYNE.

Report No. 96584.

W186-0302

3



© 2020

Lloyd's Register
Foundation