

Rpt. 13.

No. 9932

REPORT ON ELECTRIC FITTINGS.

(OTHER THAN FOR THE PROPULSION OF THE VESSEL)

20 MAR 1928

Received at London Office

Date of writing Report

19

When handed in at Local Office

19th Mar.10th 28

Port of Belfast

No. in Survey held at

Belfast

Date, First Survey 30th Nov. 1927 Last Survey 15th March 1928

Reg. Book.

(Number of Visits 13)

Hugo on the

KING LLD.

Tons { Gross 14520
Net 2690

Built at Belfast

By whom built Harland Wolff Ltd.

Yard No. 761

When built 1928

Owners King Line Ltd (Dodd, Hansen & Co Ltd)

Port belonging to London

Electric Light Installation fitted by Harland Wolff Ltd.

Contract No. 761

When fitted 1928

System of Distribution Two Wire direct current to Masterboards & Distribution boxes

Pressure of supply for Lighting 220 volts, Heating 220 volts, Power 220 volts.

Direct or Alternating Current, Lighting Direct Power Direct

If alternating current system, state frequency of periods per second —

Has the Automatic Governor been tested and found efficient when the whole load is suddenly thrown on or off Yes

Generators, do they comply with the requirements regarding overload Yes, are they compound wound Yes

are they over compounded 5 per cent. Yes, if not compound wound state distance between each generator —

Where more than one generator is fitted are they arranged to run in parallel Yes, is an adjustable regulating resistance fitted in series with each shunt field Yes

Are all terminals accessible and clearly marked Yes, are they so spaced or shielded that they cannot be accidentally earthed, or short circuited Yes Are the lubricating arrangements of the generators as per Rule Yes

Position of Generators Port Side of Motor Room

is the ventilation in way of the generators satisfactory Yes, are they clear of all inflammable material Yes

if situated near unprotected woodwork or other combustible material, state distance of same horizontally from or vertically above the generators —

— and —, are the generators protected from mechanical injury and damage from water, steam or oil Yes

are their axis of rotation fore and aft Yes

Earthing, are the bedplates and frames of the generating plant efficiently earthed Yes are the prime movers and their respective generators in metallic contact Yes

Main Switch Boards, where placed On Switchboard Platform in Motor Room

If the generators and main switchboard are not placed in the same compartment, is each generator provided with a fuse on each insulated pole as near as possible to the terminals of the generator, additional to that provided on the main switchboard —

Switchboards, are they placed in accessible positions, free from inflammable gases and acid fumes Yes

are they protected from mechanical injury and damage from water, steam or oil Yes, if situated near unprotected woodwork or other combustible material, state distance of same horizontally from or vertically above the switchboards — and —

are they constructed wholly of durable, incombustible non-absorbent materials Yes, is all insulation of high dielectric strength and of permanently high insulation resistance Yes, if semi-insulating material is used, are all conducting parts connected to one pole

insulated from the slab with mica or micanite and the slab similarly insulated from its framework —, and is the frame effectively earthed Yes

Are the following fittings as per Rule, viz.: — spacing or shielding of live parts Yes, accessibility of all parts Yes, absence of fuses on back of board Yes, proportion of omnibus bars Yes, individual fuses to voltmeter, pilot or earth lamp Yes, connections of switches Yes

Main Switchgear, description of switchgear for each generator and each outgoing circuit, and arrangement of equalizer switches For Each Generator

a Double Pole Overload & Reverse Current Circuit Breaker with Interlocked Single Pole Switch for Equalizer & for each outgoing Feeder Double Pole Fuses & Single Pole Switch


Instruments on main switchboard Three ammeters Two voltmeters Arranged device for paralleling purposes.

Earth Testing, state what means are provided at the main switchboard for indicating the state of the insulation of the system

One set of Earth Lamps

Switches, Circuit Breakers and Fusible Cut-outs, do these comply with the requirements of the Rules Yes

Section and Distribution Boards, is the construction, protection, insulation, material, and position of these as per rule Yes



© 2019

Lloyd's Register
Foundation

W184-0047 (1/2)

Insulation of Cables, state type of cables, single or twin Single are the cables insulated and protected as per Tables III or IV of the Rules. Yes

Fall of Pressure, state maximum between bus bars and any point of the installation under maximum load 8 Volts

Cable Sockets and other connections, are the ends of all cables having a sectional area of 0.007 square inch and above provided with soldering sockets Yes

Paper Insulated Cables, If cables are paper covered, is the dielectric at the exposed ends of the conductor protected from moisture by being suitably sealed with insulating compound —

Cable Runs, are the cables fixed as far as possible in accessible positions not exposed to drip or accumulation of water or oil, or to high temperature from boilers, steam pipes, uptakes or other hot objects, or to avoidable risk of mechanical damage Yes

Support and Protection of Cables, state how the cables are supported and protected Throughout Ship Lead Covered cables are clipped to perforated plating & where run along decks cables are drawn into pipes
If cables are run in wood casings, are the casings and caps secured by screws —, are the cap screws of brass —, are the cables run in separate grooves —. If armoured and lead covered cables are secured by metal clips, are the clips spaced as per Table VI Yes

Refrigerated Chambers, if lights are fitted, are the cables and fittings in accordance with the special requirements —

Joints in Cables, state if any, and how made, insulated, and protected Yes in properly constructed Junction Boxes

Watertight Glands and Deck Tubes, are all cables passing through decks and watertight bulkheads provided with deck tubes or watertight glands Yes

Bushes in Beams and Non-watertight Positions, where unarmoured cables pass through beams and non-watertight partitions, are the holes efficiently bushed Yes state the material of which the bushes are made Lead

Earthing Connections, state what earthing connections are fitted and their respective sectional areas all portable apparatus earthed with a conductor equal in cross section to the working conductor
are their connections made as per Rule Yes

Alternative Lighting, are the groups of lights in the propelling machinery space arranged as per Rule Yes

Emergency Supply, state position and method of control of the emergency supply and how the generator is driven —

Navigation Lamps, are these separately wired Yes, controlled by separate switch and separate fuses Yes
are the fuses double pole Yes, are the switches and fuses grouped in a position accessible only to the officers on watch Yes
has each navigation lamp an automatic indicator as per Rule Yes, are separate screens provided for the use of oil and electric side lights Yes
are separate oil lanterns provided for the mast head lights and side lights Yes

Fittings, are all fittings on weather decks, in stokeholds and engine rooms and wherever exposed to drip or condensed moisture, watertight Yes
are any fittings placed in spaces in which goods are liable to be stacked in close proximity to them; if so, how are they protected No
are any fittings placed in spaces where inflammable or explosive dust or gases are liable to be present, if so, how are they protected No
how are the cables led —

Searchlight Lamps, No. of —, whether fixed or portable —, are their fittings as per Rule —

Arc Lamps, other than searchlight lamps, No. of —, are their live parts insulated from the frame or case —, are their fittings as per Rule —

Motors, are their working parts readily accessible Yes, are the coils self-contained and readily removable for replacement Yes
are the brushes, brush holders, terminals and lubricating arrangements as per Rule Yes, are the motors placed in well-ventilated compartments in which inflammable gases cannot accumulate and clear of all inflammable material Yes
are they protected from mechanical injury and damage from water, steam or oil Yes are their axis of rotation fore and aft Yes
if situated near unprotected woodwork or other combustible material, are the motors of the totally enclosed, pipe ventilated, forced draught, drip or flame proof type —
if not of this type, state distance of the combustible material horizontally or vertically above the motors — and —

Control Gear and Resistances, are the generator field and motor speed regulators, starters and controllers constructed as per Rule Yes


Lightning Conductors, where lightning conductors are required, are these fitted as per Rule —

Ships carrying Oil having a Flash Point less than 150° F. Have the special requirements of the Rules been complied with regarding switches, joint boxes, section and distribution boards, protection of cables, method of distribution, lead of cables, lights and fittings —
If portable lamps for use in dangerous spaces are supplied, are they of a type approved by the Home Office —

PARTICULARS OF GENERATING PLANT.									
DESCRIPTION OF GENERATOR.	No. of	RATED AT				DRIVEN BY.	WHERE DRIVEN BY AN INTERNAL COMBUSTION ENGINE.		
		Kilowatts.	Volts.	Amperes.	Revs. per Min.		Fuel Used.	Flash Point of Fuel.	
MAIN ...	3	65	220	295	300	Diesel Engine			
AUXILIARY ...	—	—	—	—	—	—			
EMERGENCY ...	—	—	—	—	—	—			
ROTARY TRANSFORMER	—	—	—	—	—	—			

LIGHTING AND HEATING CONDUCTORS.									
Ref. No.	DESCRIPTION.	No. of Conductors.	Effective Area of each Conductor. Sq. Ins.	COMPOSITION OF STRAND.		Total Maximum Current. Amperes.	Approximate Length. (Lead and Return.) Feet.	Insulated with	HOW PROTECTED.
				No.	Diameter.				
	MAIN GENERATOR...	2	2.15	2(37)	0.012	295	90	Rubber	Lead Covered
	AUXILIARY GENERATOR	—	—	—	—	—	—	—	—
	EMERGENCY GENERATOR	—	—	—	—	—	—	—	—
	ROTARY TRANSFORMER...	—	—	—	—	—	—	—	—
	AUXILIARY SWITCHBOARDS...	—	—	—	—	—	—	—	—
	ENGINE ROOM	—	—	—	—	—	—	—	—
	BOILER ROOM	—	—	—	—	—	—	—	—
	MASTERBOARD A & B POWER	1	0.2	37	0.083	184	430	Rubber	Lead Covered
	MASTERBOARD B COOKING	1	0.04	19	0.052	66	80	"	"
	MASTERBOARD B LIGHTING	1	0.01	7	0.044	28	80	"	"
	MASTERBOARD B HEATING	1	0.12	37	0.064	133	80	"	"
	MASTERBOARD C POWER	1	0.12	37	0.064	123	600	"	"
	WIRELESS	1	0.007	7	0.036	4.55	370	Rubber	Lead Covered
	SEARCHLIGHT	—	—	—	—	—	—	—	—
	MASTHEAD LIGHT...	1	0.003	1	0.064	0.45	384	"	"
	SIDE LIGHTS...	1	0.003	3	0.036	0.45	160	"	"
	COMPASS LIGHTS...	1	0.003	3	0.036	0.09	65	"	"
	POOP LIGHTS	—	—	—	—	—	—	—	—
	CARGO LIGHTS	1	0.003	3	0.036	0.68	100	"	"
	ARC LAMPS	—	—	—	—	—	—	—	—
	HEATERS	1	0.003	3	0.036	5.45	90	"	"

MOTOR CONDUCTORS.									
Ref. No.	DESCRIPTION.	No. of Motors.	Effective Area of each Conductor. Sq. Ins.	COMPOSITION OF STRAND.		Total Maximum Current. Amperes.	Approximate Length. (Lead and Return.) Feet.	Insulated with	HOW PROTECTED.
				No.	Diameter.				
	BALLAST PUMP ...	2	0.03	19	0.044	55	150	Rubber	Lead Covered
	MAIN BILGE LINE PUMPS	1	0.01	7	0.044	30	260	"	"
	GENERAL SERVICE PUMP	—	—	—	—	—	—	—	—
	EMERGENCY BILGE PUMP	—	—	—	—	—	—	—	—
	SANITARY PUMP	—	—	—	—	—	—	—	—
	CIRC. SEA WATER PUMPS	2	0.03	19	0.044	51	200	Rubber	Lead Covered
	CIRC. FRESH WATER PUMPS	—	—	—	—	—	—	—	—
	AIR COMPRESSOR	—	—	—	—	—	—	—	—
	FRESH WATER PUMP	—	—	—	—	—	—	—	—
	ENGINE TURNING GEAR	1	0.0145	7	0.052	40	100	Rubber	Lead Covered
	ENGINE REVERSING GEAR	—	—	—	—	—	—	—	—
	LUBRICATING OIL PUMPS	2	0.04	19	0.052	68	240	Rubber	Lead Covered
	OIL FUEL TRANSFER PUMP	1	0.007	7	0.036	17	200	"	"
	WINDLASS	1	0.2	37	0.083	184	544	"	"
	WINCHES, FORWARD	6	0.06	19	0.064	94	72	"	"
	WINCHES, AFT	6	0.06	19	0.064	94	72	"	"
	STEERING GEAR	1	0.03	19	0.044	60	496	"	"
	WORKSHOP MOTOR	2	0.003	3	0.036	8.2	24	"	"
	VENTILATING FANS	—	—	—	—	—	—	—	—
	OIL PURIFIERS	2	0.003	3	0.036	8.5	250	"	"
	WARPING WINCH	1	0.12	37	0.064	140	384	"	"



© 2019

Lloyd's Register Foundation

W184-0047(2/2)

All Conductors are of annealed copper conforming to British Standard Specification No. 7.

The Insulated Conductors are guaranteed to withstand the immersion and resistance tests specified in the Rules.

The foregoing is a correct description.



Electrical Engineers.

Date 17-3-28

COMPASSES.

Distance between electric generators or motors and standard compass 120 feet to generators + 64 feet to nearest motor ✓

Distance between electric generators or motors and steering compass 120 feet to generators + 52 feet to nearest motor ✓

The nearest cables to the compasses are as follows:—

A cable carrying 4.6 Amperes 7 feet from standard compass 7 feet from steering compass. ✓


A cable carrying 16.3 Amperes 18 feet from standard compass 16 feet from steering compass. ✓

A cable carrying 50.0 Amperes 26 feet from standard compass 18 feet from steering compass. ✓

Have the compasses been adjusted with and without the electric installation at work at full power Yes ✓

Has the effect of switching on and off circuits, motors and other electro-magnetic apparatus within the vicinity of the compasses been noted Yes ✓

The maximum deviation due to electric currents was found to be Nil degrees on all course in the case of the standard compass, and Nil degrees on all course in the case of the steering compass.



Builder's Signature.

Date 17-3-28.

Is this installation a duplicate of a previous case Yes If so, state name of vessel King John

General Remarks (State quality of workmanship, opinions as to class, &c.)

This installation has been efficiently fitted in the vessel in accordance with the rules. The materials and workmanship are sound and good. In my opinion the vessel is now eligible for notation "Electric light"

It is submitted that
this vessel is eligible for
THE RECORD.

Elec Light

23-3-28

Total Capacity of Generators 195 Kilowatts

The amount of Fee ... £ 36 : 5 : 16 Mar 28

Travelling Expenses (if any) £ : : 22/3/28

R Lee Annes

Surveyor to Lloyd's Register of Shipping.

Committee's Minute

Assigned

Elec Light

Im. 922.—Transfer.
(The Surveyors are requested not to write on or below the space for Committee's Minute.)



© 2019

Lloyd's Register
Foundation