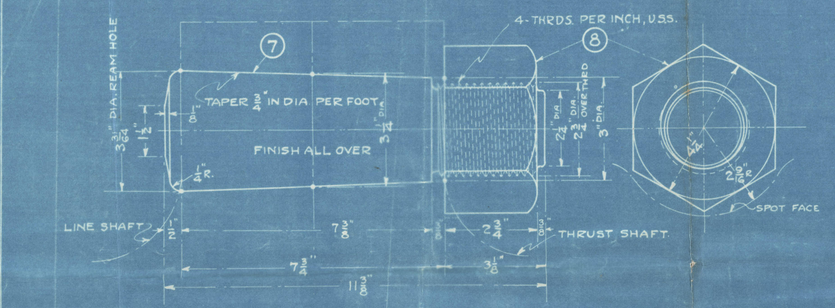

NOTE: ALL COUPLINGS, BOLT HOLES AND BOLTS TO BE MATCH MARKED

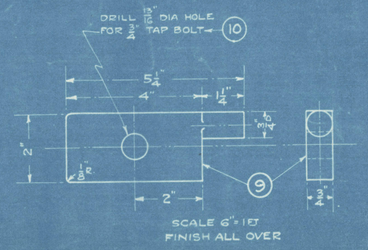

DETAIL OF PROPELLER NUT KEEPER

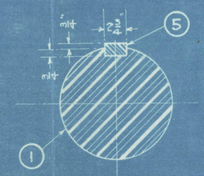

SECTION B-B

BILL OF MATERIAL

PIECE NO	NAME	NO REQD.	MATERIAL	REMARKS
1	PROPELLER SHAFT 1 RH THRD 2 LH	3	FORGED STEEL.	MIN. TENSIL 75,000#. ELASTIC LIMIT 40,000# ELONGATION 25% IN 2 INCHES.
2	" " LINER	3	SPECIAL COMP.	
3	" " LINER	3	"	
4	" " NUT	3	FORGED STEEL	
5	" KEY	3	"	
6	LINE SHAFT	2	"	
7	COUPLING BOLT	27	"	
8	" " NUT	27	"	
9	KEEPER FOR PC. No 4	3	"	
10	" TAP BOLT	3	STEEL	
11	COUPLING KEY	10	FORGED STEEL	
12	RETAINING SCREW FOR #11	30	STEEL	
13	" " " #5	9	"	

NOTE:—

"No REQ'D" ARE FOR ONE SHIP. ONE PROPELLER SHAFT, WITH LEFT HAND THREAD, IS FOR SPARE & IS TO BE PLAINLY MARKED AS SUCH. ALL SHAFTS ARE TO BE MANUFACTURED STRICTLY IN ACCORDANCE WITH THIS DRAWING, THIS INCLUDES THE SPARE SHAFT.

NOTE: ALL MATERIALS ARE TO MEET THE REQUIREMENTS OF THE AMERICAN BUREAU OF SHIPPING AND LLOYDS REGISTER OF SHIPPING, BRITISH.

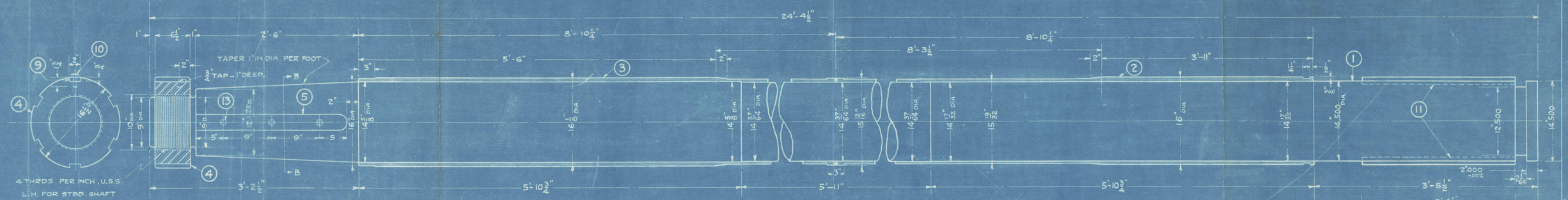

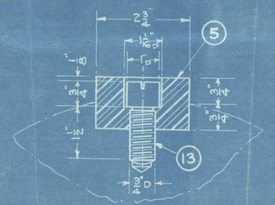

SCALE 6" = 1FT.
DETAIL OF KEY AND SCREWS FOR PROPELLER SHAFT



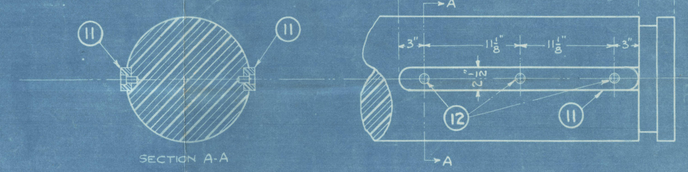

SECTION A-A

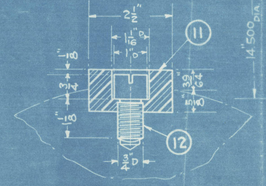

SCALE 6" = 1FT
DETAIL OF KEY AND SCREWS FOR BOTH PROPELLER AND LINE SHAFTS



APPROVED BY
AMERICAN BUREAU OF SHIPPING, 8-20-25
LLOYDS REGISTER, BRITISH, 8-27-25
STANDARD OIL OF NEW JERSEY, 8-19-25

J. S. H.

TODD SHIPYARDS CORPORATION
TIETJEN AND LANG DRY DOCK CO. PLANT
HOBOKEN, N. J.

M/S J. A. MOFFETT JR.

LINE & PROPELLER SHAFTING

DRAWN BY	McK	APPROVED BY	
CHECKED BY	W. B. W.	SCALE	1½" & 6" = 1FT.
TRACED BY	McK.	DATE	Aug. 17, 1925
DATE REVISED			
TRAC. No	3-3-381		

© 2021 Lloyd's Register Foundation

W181-0159