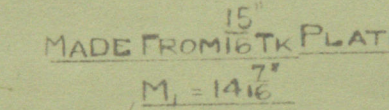
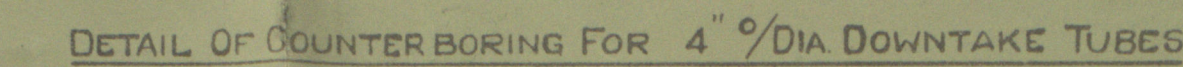

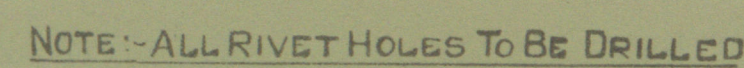


R. H. DRUMHEAD



VIEW LOOKING ON FRONT OF BOILER.

NOTE: CIRCUMFERENTIAL SIZES ARE MEASURED ON OUTSIDE OF SHELL




This Design is the property
of Babcock & Wilcox Limited
and is only allowed to be used
by express permission and
license from Babcock &
Wilcox Limited

2/12/36

SURVEY :- LLOYDS 100 A.I

$$\underline{S.V.L} = 250 \text{ LBS} / \text{sq. ft.}$$

T.P. = 425 Lbs / ft²



LONGITUDINAL JOINT :- PLATE % = 74.06 RIVET % = 91.79

CIRCUMFERENTIAL JOINT :- " = 70.20 " = 56.14

TENSILE STRENGTH OF SHELL PLATES & BUTTSTRAPS = 28-32 TONS / \square }
 " " " DRUMHEAD PLATES = 26-30 TONS / \square } SIEMENS MARTIN MILD STEEL

THIS DRAWING NOT ALTERED

[illegible]

DETAIL OF 3'-6" DIA STEAM & WATER DRUM FOR MARINE BOILER

17-SECTIONS WIDE 6 + 1 HIGH 4" O/DIA TUBES 9'-6" LONG

HEATING SURFACE = 2204 SQ. FT.

3-BOILERS IN CONTRACT 6/1320 (2-OFF AS DRAWN & 1-OFF TO OPP HAND) ^(A & C) ⁽⁸⁾

3-BOILERS IN CONTRACT 6/1321 (2-OFF AS DRAWN & 1-OFF TO OPP HAND) ^(A K C) ^(B)

SCALES :- 1" = 1-FOOT & HALF FULL SIZE

APPROXIMATE WEIGHT OF 1-DRUM = 2 TONS 18 1/4 CWTs.

DRAWN BY
TRACED BY
CHECKED BY
PASSED BY

6/1320-21
DIRC N° 6277/102

Babcock Wilcox.

Boilers no 6/1320 & 6/1321.

Gate 20447. For to Rowan no Eng 1007/8.


S/S Iron Knight - Lithgow 902/3.

Iron Cheftain Steam & Water Drums

Drawing no 6277/102.

GEN. 100

W180-0261



108
© 2019

Lloyd's Register
Foundation