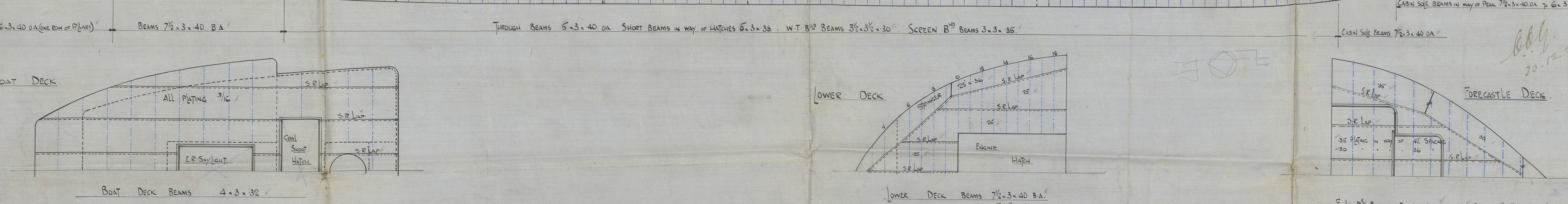

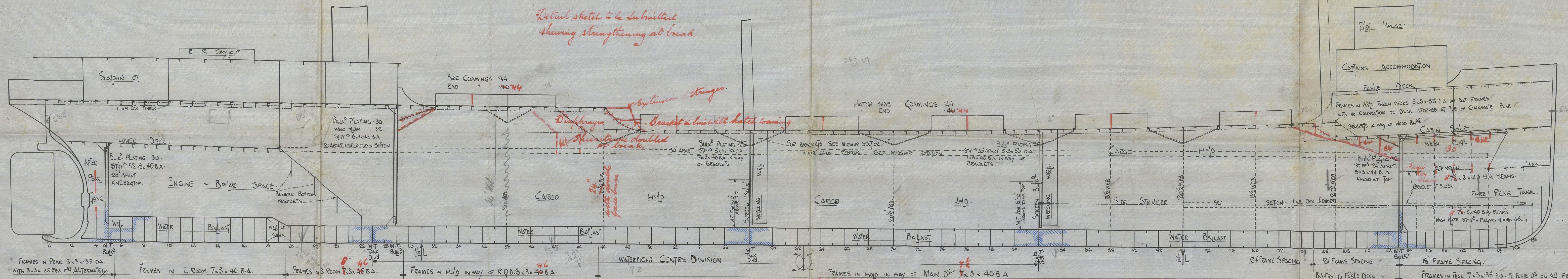


STEEL SCREW STEAMER PROFILE AND DECK PLANS

DIMENSIONS.
LENGTH 250' 0". BREADTH 42' 9". DEPTH 18' 6".
SCALE 1/8" = 1 FOOT.
CLASS - LLOYD'S HIGHEST CLASS FOR SERVICE ON RIVER ST. LAWRENCE
AND GREAT LAKES WITH FREEBOARD DRAFT IN FRESH WATER 14' 0".



Nº 779

Smiths Dock Co
Profile + Deck Plans.
- 80-779 -

Middlesbrough Report

No. 11524.

S/S "Donald Stewart"



© 2021

Lloyd's Register
Foundation

W164-0130