

25-1-10
8-2-10
16-2-10
17-2-10
(18-2-10) 24-2-10
7-3-10


: MIDSHIP SECTION:

: T.S.S. NO. 483 : 484

: MOULDED DIMENSIONS : 390' 0" x 50' 0" x 24' 0" TO UPPER DECK:

: SCALE 1/2" = ONE FOOT:

: TO CLASS 100 A LLOYDS



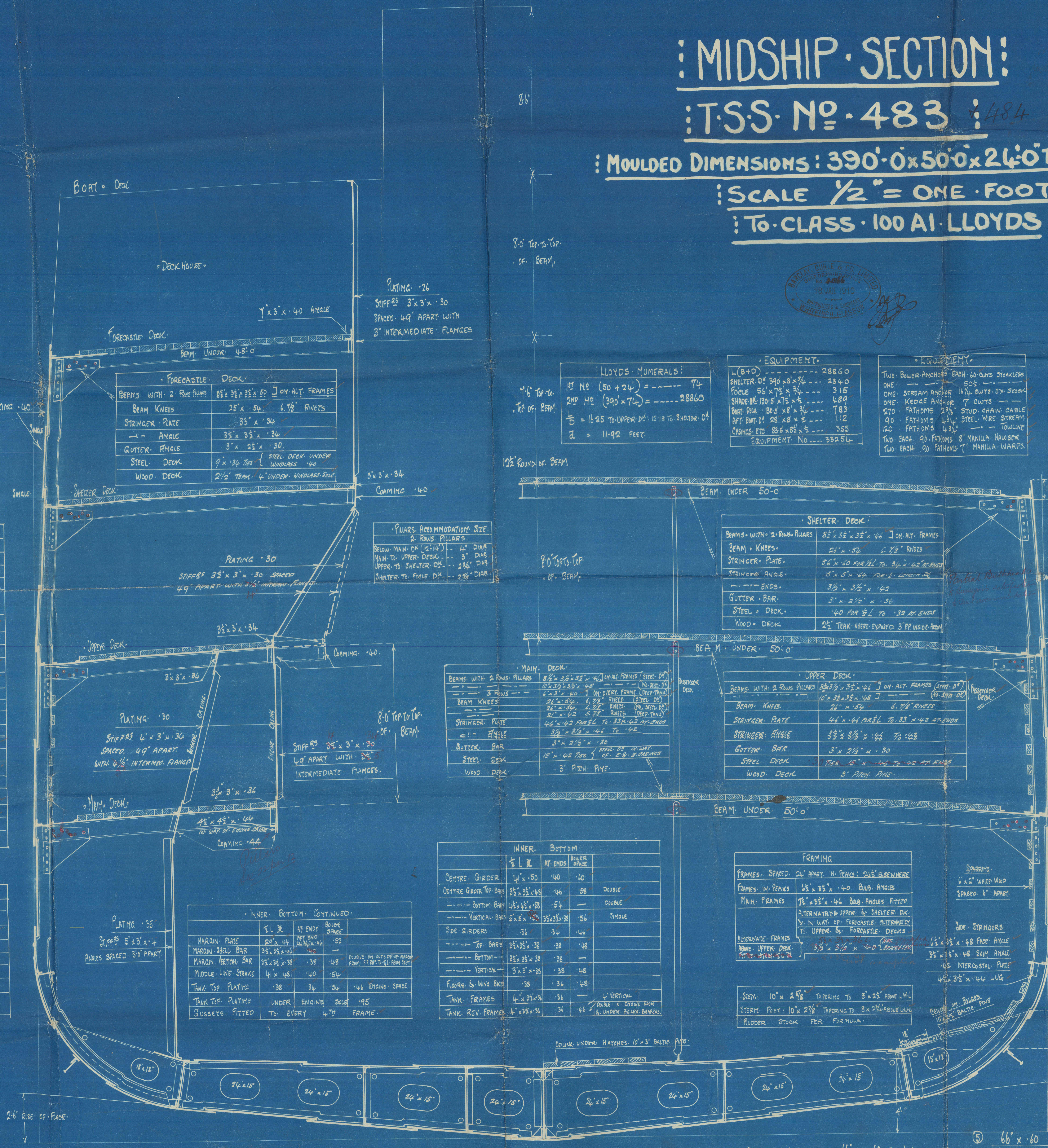
LOYDS NUMERALS:
1st No (80 + 24) = 74
2nd No (390 + 74) = 2860
1/2 = 16.25 TO UPPER DECK, 12.18 TO SHELTER DECK
2 = 11.92 FEET

EQUIPMENT:
L(B+D) = 28800
SHELTER DECK 390 x 8 x 1/4 = 2340
FOUR 56 x 7 1/2 x 3/4 = 315
SHADE 150 x 5 x 1/2 = 180
BART DIA. 80 x 8 x 1/2 = 783
AFF BART DIA. 80 x 8 x 1/2 = 112
CHAINS ETC 80 x 8 x 1/2 = 355
EQUIPMENT NO. 33254

EQUIPMENT:
TWO BOWER ANCHORS EACH 60 OUTS STOKLESS ONE 50T
ONE STEAM ANCHOR 16 1/2 OUTS EX STEEL
ONE KEDGE ANCHOR 7 OUTS
ONE KEDGE ANCHOR 7 OUTS
270 FATHOMS 2 1/2 SKID CHAIN CABLE
90 FATHOMS 1 1/2 SKID CHAIN CABLE
100 FATHOMS 1 1/2 SKID CHAIN CABLE
TWO EACH 90 FATHOMS 8 MANILA HAWSEY
TWO EACH 90 FATHOMS 7 MANILA WARPS

END CONNECTIONS	FOR 1/2 LENGTH 36	AT ENDS
KEEL	QUADRUPLE RIV	TREBLE RIV
SHEER STRAKE (SHELTER DECK)	---	---
STRAKE BELOW	---	---
OUTSIDE PLATING FROM KEEL TO UPPER TURN OF BILGE	TREBLE RIV IN WAY OF C.D.B. QUAD RIV AT BILGE	TREBLE RIV
PLATING ROUND BOSS EYE	---	QUADRUPLE RIV
OUTSIDE PLATING FROM UPPER TURN OF BILGE TO STRAKE BEAM	TREBLE RIV	TREBLE RIV
SHEER STRAKE (SHELTER DECK)	OVER 66" IN WIDTH	OVER 66" IN WIDTH
FORECASTLE SIDE PLATING	---	DOUBLE RIV
FORECASTLE DECK STRINGER	---	DOUBLE RIV
---	---	DOUBLE RIV
SHELTER DECK STRINGER	QUADRUPLE RIV	TREBLE RIV
---	---	TREBLE RIV
SECOND DECK STRINGER	DOUBLE RIV	TREBLE RIV
---	---	TREBLE RIV
THIRD DECK STRINGER	TREBLE RIV	TREBLE RIV
---	---	TREBLE RIV
CENTRE GIRDER	TREBLE RIV	TREBLE RIV
MARGIN PLATE	TREBLE RIV	TREBLE RIV
TANK TOP CENTRE STRAKE	TREBLE RIV	TREBLE RIV
TANK TOP PLATING	DOUBLE RIV	SINGLE RIV

EDGE CONNECTIONS	FOR 1/2 LENGTH 36	AT ENDS
FORECASTLE SHELL	---	SINGLE RIV
SHELTER DECK SHEER STRAKE	DOUBLE RIV	DOUBLE RIV
REMAINING SHELL EDGES	DOUBLE RIV	DOUBLE RIV
SHELTER DECK STRINGER	SINGLE RIV	---
UPPER DECK STRINGER	SINGLE RIV	---
REMAINING DECK EDGES	SINGLE RIV	---
TANK TOP CENTRE STRAKE	DOUBLE RIV	DOUBLE RIV
TANK TOP PLATING	SINGLE RIV	---



INNER BOTTOM			
CENTRE GIRDER	1/2 L	AT ENDS	BULB SPACE
---	14' x 50	140	140
CENTRE GIRDER TOP BARS	3 1/2 x 3 1/2 x 1/4	146	158
---	---	---	---
BOTTOM BARS	1 1/2 x 1 1/2 x 1/4	154	166
---	---	---	---
VERTICAL BARS	5/8 x 5/8 x 1/4	35	36
---	---	---	---
TOP BARS	3 1/2 x 3 1/2 x 1/4	38	48
---	---	---	---
BOTTOM	3 1/2 x 3 1/2 x 1/4	38	48
---	---	---	---
VERTICAL	3 x 3 x 1/4	38	48
---	---	---	---
FLOORS & WING BARS	3/4 x 3/4 x 1/4	36	48
---	---	---	---
TANK FRAMES	4 x 3 1/2 x 1/4	36	48
---	---	---	---
TANK REV FRAMES	4 x 3 1/2 x 1/4	36	48

INNER BOTTOM CONTINUED			
1/2 L	AT ENDS	BULB SPACE	---
MARGIN PLATE	2 1/2 x 1/4	152	---
---	---	---	---
MARGIN SHELL BAR	3 1/2 x 3 1/2 x 1/4	38	48
---	---	---	---
MIDDLE LINE STRAKE	1 1/2 x 1/4	40	54
---	---	---	---
TANK TOP PLATING	38	36	54
---	---	---	---
TANK TOP PLATING	UNDER	ENDING	30
---	---	---	---
GUSSETS FITTED	TO EVERY	4TH	FRAME

FRAMING	
FRAMES SPACED 24" APART IN PEAKS 24" ELSEWHERE	---
FRAMES IN PEAKS	6 1/2 x 3 1/2 x 1/4 BULB ANGLES
---	---
MAIN FRAMES	7 1/2 x 3 1/2 x 1/4 BULB ANGLES FITTED
---	---
ALTERNATE FRAMES	6 x 3 1/2 x 1/4 BULB ANGLES FITTED
---	---
ALTERNATE FRAMES	5 x 3 1/2 x 1/4 BULB ANGLES FITTED
---	---
ALTERNATE FRAMES	4 x 3 1/2 x 1/4 BULB ANGLES FITTED
---	---
ALTERNATE FRAMES	3 1/2 x 3 1/2 x 1/4 BULB ANGLES FITTED
---	---
ALTERNATE FRAMES	2 1/2 x 3 1/2 x 1/4 BULB ANGLES FITTED
---	---
ALTERNATE FRAMES	1 1/2 x 3 1/2 x 1/4 BULB ANGLES FITTED
---	---
ALTERNATE FRAMES	1 x 3 1/2 x 1/4 BULB ANGLES FITTED
---	---
ALTERNATE FRAMES	3/4 x 3 1/2 x 1/4 BULB ANGLES FITTED
---	---
ALTERNATE FRAMES	1/2 x 3 1/2 x 1/4 BULB ANGLES FITTED
---	---
ALTERNATE FRAMES	1/4 x 3 1/2 x 1/4 BULB ANGLES FITTED
---	---

- 11 SHEER STRAKE 4 1/2 x 84 RIV FOR 1/2 L TO 144 AT ENDS
- 12 STRAKE BELOW SHEER STRAKE 3 1/2 x 66 FOR 1/2 L TO 144 AT ENDS
- 13 PLATING ROUND EYE OF BOSS 68
- 14 66" x 60 FOR 1/2 L TO 144 AT ENDS
- 15 66" x 60 FOR 1/2 L TO 144 AT ENDS
- 16 66" x 60 FOR 1/2 L TO 144 AT ENDS
- 17 66" x 60 FOR 1/2 L TO 144 AT ENDS
- 18 66" x 60 FOR 1/2 L TO 144 AT ENDS
- 19 66" x 60 FOR 1/2 L TO 144 AT ENDS
- 20 66" x 60 FOR 1/2 L TO 144 AT ENDS
- 21 66" x 60 FOR 1/2 L TO 144 AT ENDS
- 22 66" x 60 FOR 1/2 L TO 144 AT ENDS
- 23 66" x 60 FOR 1/2 L TO 144 AT ENDS
- 24 66" x 60 FOR 1/2 L TO 144 AT ENDS
- 25 66" x 60 FOR 1/2 L TO 144 AT ENDS
- 26 66" x 60 FOR 1/2 L TO 144 AT ENDS
- 27 66" x 60 FOR 1/2 L TO 144 AT ENDS
- 28 66" x 60 FOR 1/2 L TO 144 AT ENDS
- 29 66" x 60 FOR 1/2 L TO 144 AT ENDS
- 30 66" x 60 FOR 1/2 L TO 144 AT ENDS
- 31 66" x 60 FOR 1/2 L TO 144 AT ENDS
- 32 66" x 60 FOR 1/2 L TO 144 AT ENDS
- 33 66" x 60 FOR 1/2 L TO 144 AT ENDS
- 34 66" x 60 FOR 1/2 L TO 144 AT ENDS
- 35 66" x 60 FOR 1/2 L TO 144 AT ENDS
- 36 66" x 60 FOR 1/2 L TO 144 AT ENDS
- 37 66" x 60 FOR 1/2 L TO 144 AT ENDS
- 38 66" x 60 FOR 1/2 L TO 144 AT ENDS
- 39 66" x 60 FOR 1/2 L TO 144 AT ENDS
- 40 66" x 60 FOR 1/2 L TO 144 AT ENDS
- 41 66" x 60 FOR 1/2 L TO 144 AT ENDS
- 42 66" x 60 FOR 1/2 L TO 144 AT ENDS
- 43 66" x 60 FOR 1/2 L TO 144 AT ENDS
- 44 66" x 60 FOR 1/2 L TO 144 AT ENDS
- 45 66" x 60 FOR 1/2 L TO 144 AT ENDS
- 46 66" x 60 FOR 1/2 L TO 144 AT ENDS
- 47 66" x 60 FOR 1/2 L TO 144 AT ENDS
- 48 66" x 60 FOR 1/2 L TO 144 AT ENDS
- 49 66" x 60 FOR 1/2 L TO 144 AT ENDS
- 50 66" x 60 FOR 1/2 L TO 144 AT ENDS
- 51 66" x 60 FOR 1/2 L TO 144 AT ENDS
- 52 66" x 60 FOR 1/2 L TO 144 AT ENDS
- 53 66" x 60 FOR 1/2 L TO 144 AT ENDS
- 54 66" x 60 FOR 1/2 L TO 144 AT ENDS
- 55 66" x 60 FOR 1/2 L TO 144 AT ENDS
- 56 66" x 60 FOR 1/2 L TO 144 AT ENDS
- 57 66" x 60 FOR 1/2 L TO 144 AT ENDS
- 58 66" x 60 FOR 1/2 L TO 144 AT ENDS
- 59 66" x 60 FOR 1/2 L TO 144 AT ENDS
- 60 66" x 60 FOR 1/2 L TO 144 AT ENDS
- 61 66" x 60 FOR 1/2 L TO 144 AT ENDS
- 62 66" x 60 FOR 1/2 L TO 144 AT ENDS
- 63 66" x 60 FOR 1/2 L TO 144 AT ENDS
- 64 66" x 60 FOR 1/2 L TO 144 AT ENDS
- 65 66" x 60 FOR 1/2 L TO 144 AT ENDS
- 66 66" x 60 FOR 1/2 L TO 144 AT ENDS
- 67 66" x 60 FOR 1/2 L TO 144 AT ENDS
- 68 66" x 60 FOR 1/2 L TO 144 AT ENDS
- 69 66" x 60 FOR 1/2 L TO 144 AT ENDS
- 70 66" x 60 FOR 1/2 L TO 144 AT ENDS
- 71 66" x 60 FOR 1/2 L TO 144 AT ENDS
- 72 66" x 60 FOR 1/2 L TO 144 AT ENDS
- 73 66" x 60 FOR 1/2 L TO 144 AT ENDS
- 74 66" x 60 FOR 1/2 L TO 144 AT ENDS
- 75 66" x 60 FOR 1/2 L TO 144 AT ENDS
- 76 66" x 60 FOR 1/2 L TO 144 AT ENDS
- 77 66" x 60 FOR 1/2 L TO 144 AT ENDS
- 78 66" x 60 FOR 1/2 L TO 144 AT ENDS
- 79 66" x 60 FOR 1/2 L TO 144 AT ENDS
- 80 66" x 60 FOR 1/2 L TO 144 AT ENDS
- 81 66" x 60 FOR 1/2 L TO 144 AT ENDS
- 82 66" x 60 FOR 1/2 L TO 144 AT ENDS
- 83 66" x 60 FOR 1/2 L TO 144 AT ENDS
- 84 66" x 60 FOR 1/2 L TO 144 AT ENDS
- 85 66" x 60 FOR 1/2 L TO 144 AT ENDS
- 86 66" x 60 FOR 1/2 L TO 144 AT ENDS
- 87 66" x 60 FOR 1/2 L TO 144 AT ENDS
- 88 66" x 60 FOR 1/2 L TO 144 AT ENDS
- 89 66" x 60 FOR 1/2 L TO 144 AT ENDS
- 90 66" x 60 FOR 1/2 L TO 144 AT ENDS
- 91 66" x 60 FOR 1/2 L TO 144 AT ENDS
- 92 66" x 60 FOR 1/2 L TO 144 AT ENDS
- 93 66" x 60 FOR 1/2 L TO 144 AT ENDS
- 94 66" x 60 FOR 1/2 L TO 144 AT ENDS
- 95 66" x 60 FOR 1/2 L TO 144 AT ENDS
- 96 66" x 60 FOR 1/2 L TO 144 AT ENDS
- 97 66" x 60 FOR 1/2 L TO 144 AT ENDS
- 98 66" x 60 FOR 1/2 L TO 144 AT ENDS
- 99 66" x 60 FOR 1/2 L TO 144 AT ENDS
- 100 66" x 60 FOR 1/2 L TO 144 AT ENDS

NOTE: STRAKES NOS 2, 3, 4, 5 WHERE ENTIRELY WITHIN THE RANGE OF DOUBLE BOTTOM & WHERE DOUBLE FLOORS ON EVERY FRAME TO BE REDUCED TO 1/2" WHERE 1/2" THICK 3/4" WHERE 3/4" THICK 1" WHERE 1" THICK 1 1/4" WHERE 1 1/4" THICK 1 1/2" WHERE 1 1/2" THICK 1 3/4" WHERE 1 3/4" THICK 2" WHERE 2" THICK 2 1/4" WHERE 2 1/4" THICK 2 1/2" WHERE 2 1/2" THICK 2 3/4" WHERE 2 3/4" THICK 3" WHERE 3" THICK 3 1/4" WHERE 3 1/4" THICK 3 1/2" WHERE 3 1/2" THICK 3 3/4" WHERE 3 3/4" THICK 4" WHERE 4" THICK 4 1/4" WHERE 4 1/4" THICK 4 1/2" WHERE 4 1/2" THICK 4 3/4" WHERE 4 3/4" THICK 5" WHERE 5" THICK 5 1/4" WHERE 5 1/4" THICK 5 1/2" WHERE 5 1/2" THICK 5 3/4" WHERE 5 3/4" THICK 6" WHERE 6" THICK 6 1/4" WHERE 6 1/4" THICK 6 1/2" WHERE 6 1/2" THICK 6 3/4" WHERE 6 3/4" THICK 7" WHERE 7" THICK 7 1/4" WHERE 7 1/4" THICK 7 1/2" WHERE 7 1/2" THICK 7 3/4" WHERE 7 3/4" THICK 8" WHERE 8" THICK 8 1/4" WHERE 8 1/4" THICK 8 1/2" WHERE 8 1/2" THICK 8 3/4" WHERE 8 3/4" THICK 9" WHERE 9" THICK 9 1/4" WHERE 9 1/4" THICK 9 1/2" WHERE 9 1/2" THICK 9 3/4" WHERE 9 3/4" THICK 10" WHERE 10" THICK 10 1/4" WHERE 10 1/4" THICK 10 1/2" WHERE 10 1/2" THICK 10 3/4" WHERE 10 3/4" THICK 11" WHERE 11" THICK 11 1/4" WHERE 11 1/4" THICK 11 1/2" WHERE 11 1/2" THICK 11 3/4" WHERE 11 3/4" THICK 12" WHERE 12" THICK 12 1/4" WHERE 12 1/4" THICK 12 1/2" WHERE 12 1/2" THICK 12 3/4" WHERE 12 3/4" THICK 13" WHERE 13" THICK 13 1/4" WHERE 13 1/4" THICK 13 1/2" WHERE 13 1/2" THICK 13 3/4" WHERE 13 3/4" THICK 14" WHERE 14" THICK 14 1/4" WHERE 14 1/4" THICK 14 1/2" WHERE 14 1/2" THICK 14 3/4" WHERE 14 3/4" THICK 15" WHERE 15" THICK 15 1/4" WHERE 15 1/4" THICK 15 1/2" WHERE 15 1/2" THICK 15 3/4" WHERE 15 3/4" THICK 16" WHERE 16" THICK 16 1/4" WHERE 16 1/4" THICK 16 1/2" WHERE 16 1/2" THICK 16 3/4" WHERE 16 3/4" THICK 17" WHERE 17" THICK 17 1/4" WHERE 17 1/4" THICK 17 1/2" WHERE 17 1/2" THICK 17 3/4" WHERE 17 3/4" THICK 18" WHERE 18" THICK 18 1/4" WHERE 18 1/4" THICK 18 1/2" WHERE 18 1/2" THICK 18 3/4" WHERE 18 3/4" THICK 19" WHERE 19" THICK 19 1/4" WHERE 19 1/4" THICK 19 1/2" WHERE 19 1/2" THICK 19 3/4" WHERE 19 3/4" THICK 20" WHERE 20" THICK 20 1/4" WHERE 20 1/4" THICK 20 1/2" WHERE 20 1/2" THICK 20 3/4" WHERE 20 3/4" THICK 21" WHERE 21" THICK 21 1/4" WHERE 21 1/4" THICK 21 1/2" WHERE 21 1/2" THICK 21 3/4" WHERE 21 3/4" THICK 22" WHERE 22" THICK 22 1/4" WHERE 22 1/4" THICK 22 1/2" WHERE 22 1/2" THICK 22 3/4" WHERE 22 3/4" THICK 23" WHERE 23" THICK 23 1/4" WHERE 23 1/4" THICK 23 1/2" WHERE 23 1/2" THICK 23 3/4" WHERE 23 3/4" THICK 24" WHERE 24" THICK 24 1/4" WHERE 24 1/4" THICK 24 1/2" WHERE 24 1/2" THICK 24 3/4" WHERE 24 3/4" THICK 25" WHERE 25" THICK 25 1/4" WHERE 25 1/4" THICK 25 1/2" WHERE 25 1/2" THICK 25 3/4" WHERE 25 3/4" THICK 26" WHERE 26" THICK 26 1/4" WHERE 26 1/4" THICK 26 1/2" WHERE 26 1/2" THICK 26 3/4" WHERE 26 3/4" THICK 27" WHERE 27" THICK 27 1/4" WHERE 27 1/4" THICK 27 1/2" WHERE 27 1/2" THICK 27 3/4" WHERE 27 3/4" THICK 28" WHERE 28" THICK 28 1/4" WHERE 28 1/4" THICK 28 1/2" WHERE 28 1/2" THICK 28 3/4" WHERE 28 3/4" THICK 29" WHERE 29" THICK 29 1/4" WHERE 29 1/4" THICK 29 1/2" WHERE 29 1/2" THICK 29 3/4" WHERE 29 3/4" THICK 30" WHERE 30" THICK 30 1/4" WHERE 30 1/4" THICK 30 1/2" WHERE 30 1/2" THICK 30 3/4" WHERE 30 3/4" THICK 31" WHERE 31" THICK 31 1/4" WHERE 31 1/4" THICK 31 1/2" WHERE 31 1/2" THICK 31 3/4" WHERE 31 3/4" THICK 32" WHERE 32" THICK 32 1/4" WHERE 32 1/4" THICK 32 1/2" WHERE 32 1/2" THICK 32 3/4" WHERE 32 3/4" THICK 33" WHERE 33" THICK 33 1/4" WHERE 33 1/4" THICK 33 1/2" WHERE 33 1/2" THICK 33 3/4" WHERE 33 3/4" THICK 34" WHERE 34" THICK 34 1/4" WHERE 34 1/4" THICK 34 1/2" WHERE 34 1/2" THICK 34 3/4" WHERE 34 3/4" THICK 35" WHERE 35" THICK 35 1/4" WHERE 35 1/4" THICK 35 1/2" WHERE 35 1/2" THICK 35 3/4" WHERE 35 3/4" THICK 36" WHERE 36" THICK 36 1/4" WHERE 36 1/4" THICK 36 1/2" WHERE 36 1/2" THICK 36 3/4" WHERE 36 3/4" THICK 37" WHERE 37" THICK 37 1/4" WHERE 37 1/4" THICK 37 1/2" WHERE 37 1/2" THICK 37 3/4" WHERE 37 3/4" THICK 38" WHERE 38" THICK 38 1/4" WHERE 38 1/4" THICK 38 1/2" WHERE 38 1/2" THICK 38 3/4" WHERE 38 3/4" THICK 39" WHERE 39" THICK 39 1/4" WHERE 39 1/4" THICK 39 1/2" WHERE 39 1/2" THICK 39 3/4" WHERE 39 3/4" THICK 40" WHERE 40" THICK 40 1/4" WHERE 40 1/4" THICK 40 1/2" WHERE 40 1/2" THICK 40 3/4" WHERE 40 3/4" THICK 41" WHERE 41" THICK 41 1/4" WHERE 41 1/4" THICK 41 1/2" WHERE 41 1/2" THICK 41 3/4" WHERE 41 3/4" THICK 42" WHERE 42" THICK 42 1/4" WHERE 42 1/4" THICK 42 1/2" WHERE 42 1/2" THICK 42 3/4" WHERE 42 3/4" THICK 43" WHERE 43" THICK 43 1/4" WHERE 43 1/4" THICK 43 1/2" WHERE 43 1/2" THICK 43 3/4" WHERE 43 3/4" THICK 44" WHERE 44" THICK 44 1/4" WHERE 44 1/4" THICK 44 1/2" WHERE 44 1/2" THICK 44 3/4" WHERE 44 3/4" THICK 45" WHERE 45" THICK 45 1/4" WHERE 45 1/4" THICK 45 1/2" WHERE 45 1/2" THICK 45 3/4" WHERE 45 3/4" THICK 46" WHERE 46" THICK 46 1/4" WHERE 46 1/4" THICK 46 1/2" WHERE 46 1/2" THICK 46 3/4" WHERE 46 3/4" THICK 47" WHERE 47" THICK 47 1/4" WHERE 47 1/4" THICK 47 1/2" WHERE 47 1/2" THICK 47 3/4" WHERE 47 3/4" THICK 48" WHERE 48" THICK 48 1/4" WHERE 48 1/4" THICK 48 1/2" WHERE 48 1/2" THICK 48 3/4" WHERE 48 3/4" THICK 49" WHERE 49" THICK 49 1/4" WHERE 49 1/4" THICK 49 1/2" WHERE 49 1/2" THICK 49 3/4" WHERE 49 3/4" THICK 50" WHERE 50" THICK 50 1/4" WHERE 50 1/4" THICK 50 1/2" WHERE 50 1/2" THICK 50 3/4" WHERE 50 3/4" THICK 51" WHERE 51" THICK 51 1/4" WHERE 51 1/4" THICK 51 1/2" WHERE 51 1/2" THICK 51 3/4" WHERE 51 3/4" THICK 52" WHERE 52" THICK 52 1/4" WHERE 52 1/4" THICK 52 1/2" WHERE 52 1/2" THICK 52 3/4" WHERE 52 3/4" THICK 53" WHERE 53" THICK 53 1/4" WHERE 53 1/4" THICK 53 1/2" WHERE 53 1/2" THICK 53 3/4" WHERE 53 3/4" THICK 54" WHERE 54" THICK 54 1/4" WHERE 54 1/4" THICK 54 1/2" WHERE 54 1/2" THICK 54 3/4" WHERE 54 3/4" THICK 55" WHERE 55" THICK 55 1/4" WHERE 55 1/4" THICK 55 1/2" WHERE 55 1/2" THICK 55 3/4" WHERE 55 3/4" THICK 56" WHERE 56" THICK 56 1/4" WHERE 56 1/4" THICK 56 1/2" WHERE 56 1/2" THICK 56 3/4" WHERE 56 3/4" THICK 57" WHERE 57" THICK 57 1/4" WHERE 57 1/4" THICK 57 1/2" WHERE 57 1/2" THICK 57 3/4" WHERE 57 3/4" THICK 58" WHERE 58" THICK 58 1/4" WHERE 58 1/4" THICK 58 1/2" WHERE 58 1/2" THICK 58 3/4" WHERE 58 3/4" THICK 59" WHERE 59" THICK 59 1/4" WHERE 59 1/4" THICK 59 1/2" WHERE 59 1/2" THICK 59 3/4" WHERE 59 3/4" THICK 60" WHERE 60" THICK 60 1/4" WHERE 60 1/4" THICK 60 1/2" WHERE 60 1/2" THICK 60 3/4" WHERE 60 3/4" THICK 61" WHERE 61" THICK 61 1/4" WHERE 61 1/4" THICK 61 1/2" WHERE 61 1/2" THICK 61 3/4" WHERE 61 3/4" THICK 62" WHERE 62" THICK 62 1/4" WHERE 62 1/4" THICK 62 1/2" WHERE 62 1/2" THICK 62 3/4" WHERE 62 3/4" THICK 63" WHERE 63" THICK 63 1/4" WHERE 63 1/4" THICK 63 1/2" WHERE 63 1/2" THICK 63 3/4" WHERE 63 3/4" THICK 64" WHERE 64" THICK 64 1/4" WHERE 64 1/4" THICK 64 1/2" WHERE 64 1/2" THICK 64 3/4" WHERE 64 3/4" THICK 65" WHERE 65" THICK 65 1/4" WHERE 65 1/4" THICK 65 1/2" WHERE 65 1/2" THICK 65 3/4" WHERE 65 3/4" THICK 66" WHERE 66" THICK 66 1/4" WHERE 66 1/4" THICK 66 1/2" WHERE 66 1/2" THICK 66 3/4" WHERE 66 3/4" THICK 67" WHERE 67" THICK 67 1/4" WHERE 67 1/4" THICK 67 1/2" WHERE 67 1/2" THICK 67 3/4" WHERE 67 3/4" THICK 68" WHERE 68" THICK 68 1/4" WHERE 68 1/4" THICK 68 1/2" WHERE 68 1/2" THICK 68 3/4" WHERE 68 3/4" THICK 69" WHERE 69" THICK 69 1/4" WHERE 69 1/4" THICK 69 1/2" WHERE 69 1/2" THICK 69 3/4" WHERE 69 3/4" THICK 70" WHERE 70" THICK 70 1/4" WHERE 70 1/4" THICK 70 1/2" WHERE 70 1/2" THICK 70 3/4" WHERE 70 3/4" THICK 71" WHERE 71" THICK 71 1/4" WHERE 71 1/4" THICK 71 1/2" WHERE 71 1/2" THICK 71 3/4" WHERE 71 3/4" THICK 72" WHERE 72" THICK 72 1/4" WHERE 72 1/4" THICK 72 1/2" WHERE 72 1/2" THICK 72 3/4" WHERE 72 3/4" THICK 73" WHERE 73" THICK 73 1/4" WHERE 73 1/4" THICK 73 1/2" WHERE 73 1/2" THICK 73 3/4" WHERE 73 3/4" THICK 74" WHERE 74" THICK 74 1/4" WHERE 74 1/4" THICK 74 1/2" WHERE 74 1/2" THICK 74 3/4" WHERE 74 3/4" THICK 75" WHERE 75" THICK 75 1/4" WHERE 75 1/4" THICK 75 1/2" WHERE 75 1/2" THICK 75 3/4" WHERE 75 3/4" THICK 76" WHERE 76" THICK 76 1/4" WHERE 76 1/4" THICK 76 1/2" WHERE 76 1/2" THICK 76 3/4" WHERE 76 3/4" THICK 77" WHERE 77" THICK 77 1/4" WHERE 77 1/4" THICK 77 1/2" WHERE 77 1/2" THICK 77 3/4" WHERE 77 3/4" THICK 78" WHERE 78" THICK 78 1/4" WHERE 78 1/4" THICK 78 1/2" WHERE 78 1/2" THICK 78 3/4" WHERE 78 3/4" THICK 79" WHERE 79" THICK 79 1/4" WHERE 79 1/4" THICK 79 1/2" WHERE 79 1/2" THICK 79 3/4" WHERE 79 3/4" THICK 80" WHERE 80" THICK 80 1/4" WHERE 80 1/4" THICK 80 1/2" WHERE 80 1/2" THICK 80 3/4" WHERE 80 3/4" THICK 81" WHERE

483. LLOYDS
MIDSHIP-SECTION.

W1637-0280

Vol. Valadurca




95 "Chilka"
GLASGOW REPORT No. 29384

Barclay Curle & Co.

VSS No. 48

Midship Section

all corrected Plan



1124



© 2021

Lloyd's Register
Foundation



© 2021

Lloyd's Register
Foundation