

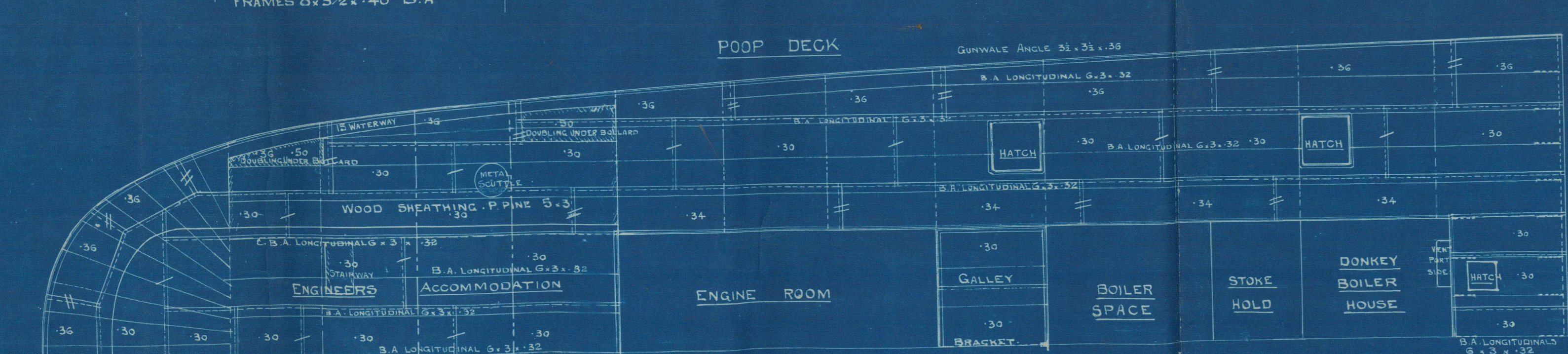
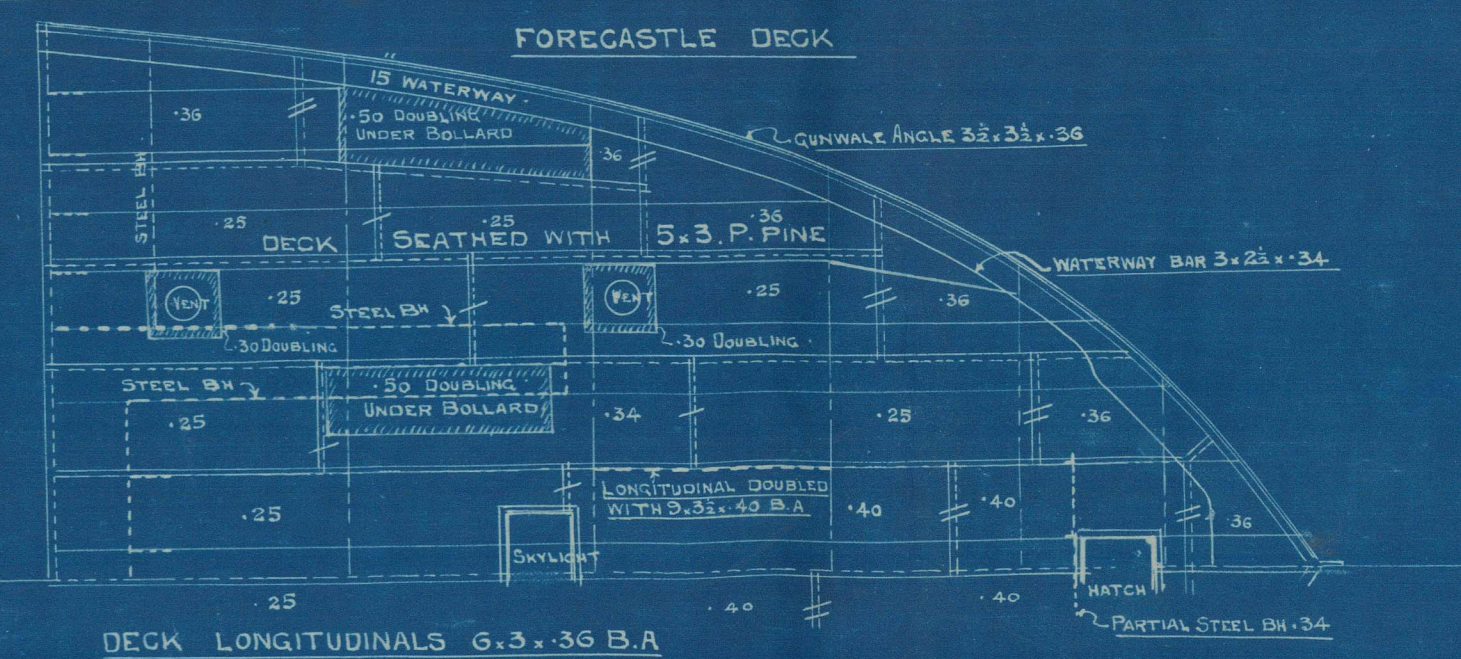
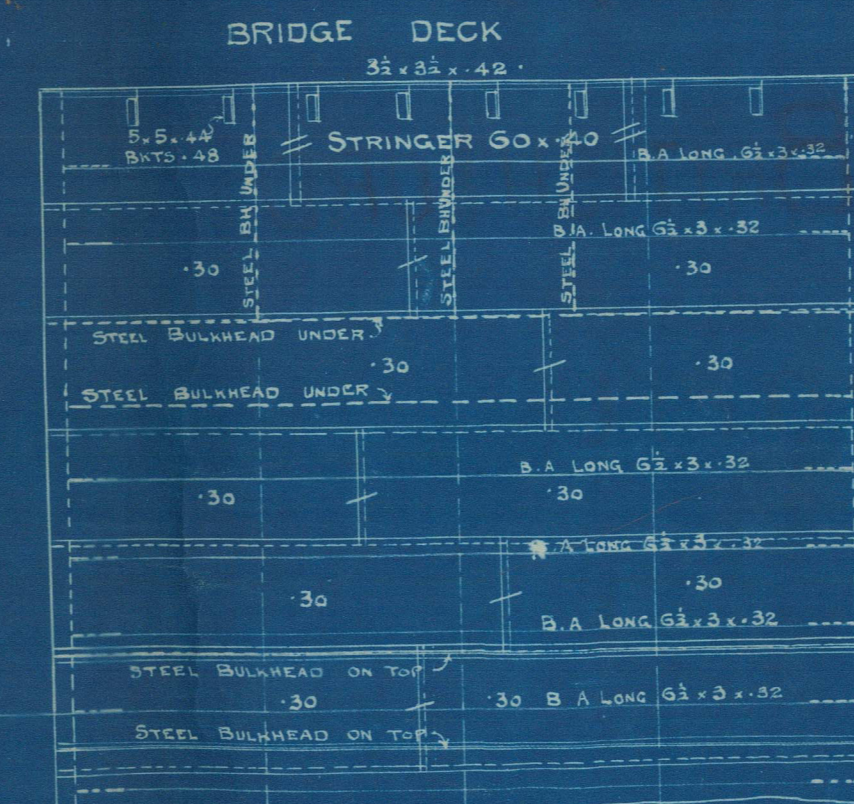


S. S. BRITISH LORD
 — No 547 —
 PROFILE AND DECK PLANS
 PRINCIPAL DIMENSIONS: 411'6" LBP, 54'6" BTML, 54'10" BTET, 33'0" DEPTH MLD
 ISHERWOOD SYSTEM (PATENT)
 SCALE 1/8" = 1'00"



NOTE The lower strakes of Trans & Long Bulkheads, plating, excluding floor plates & lowest strake of Long Bulkheads to be increased in thickness as per rule where Bulkheads are increased depth due to sheer. Where additional stiffeners to Transverse & longitudinal Bulkheads are required in view of increased depth, the stiffeners are to be graduated from the upper dk. The additional stiffeners to be increased above size of lowest stiffener shown on the midship section Bulkhead plan. By 1/2 in depth or 1/4 in thickness for each additional one. Additional longitudinals to be introduced where midship spacing is exceeded.



SUNDERLAND
J. L. THOMPSON & SONS LTD

Nº 547

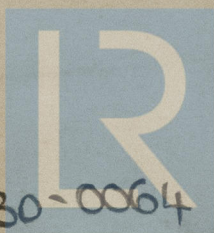
S. S. BRITISH LORD

PROFILE

8 1/2 " British Lord "

SUNDERLAND DPT. NO. 28450

RETAIN



W1630-0064

© 2021

Lloyd's Register
Foundation