

Mr. S. 5.9.3

BOILER CONTRACT No. 401

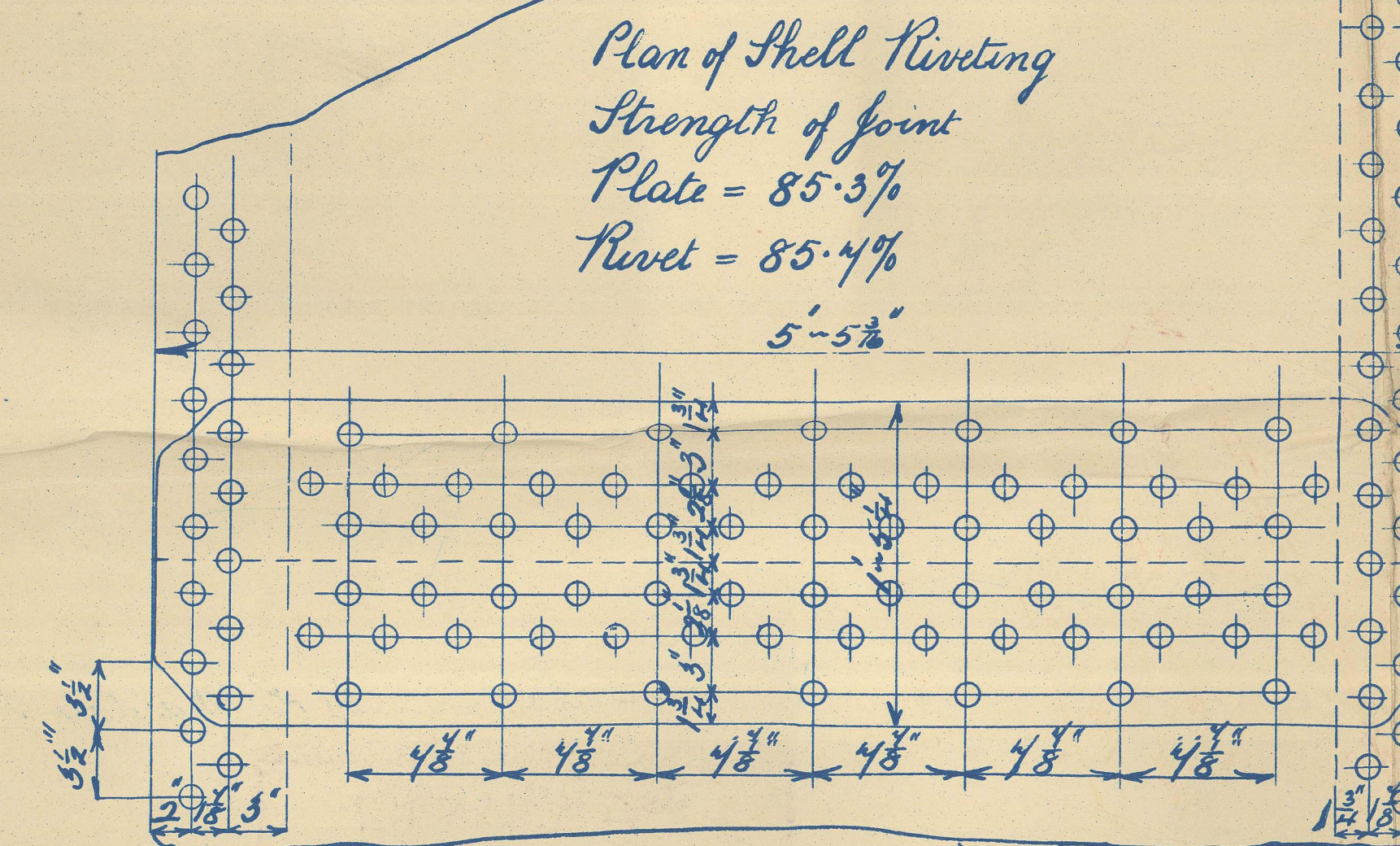
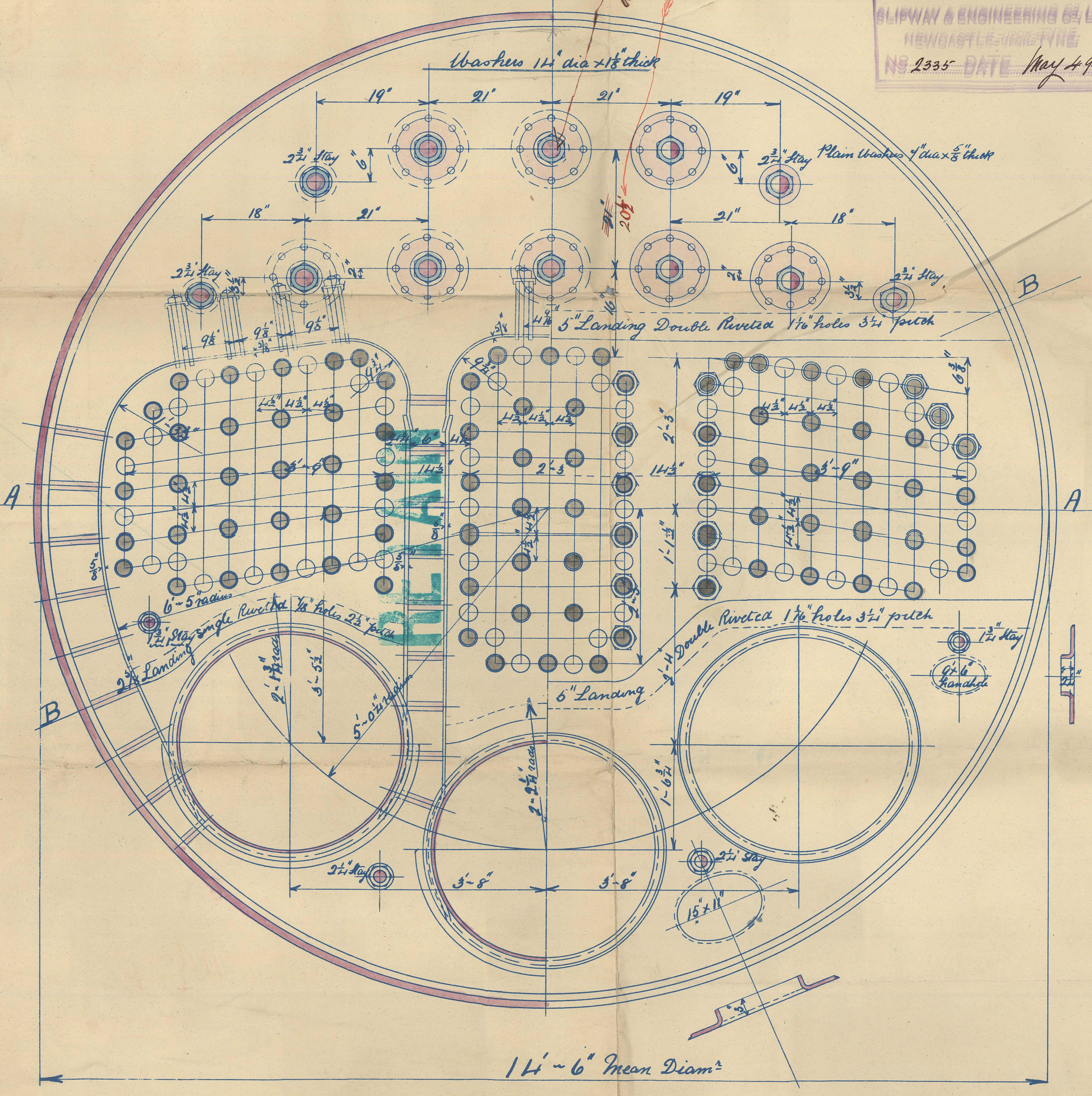
Messrs Lu. H. G. Armstrong & Mitchell for Ship No 608.
Constructed to pass Lloyd's survey
Scale 1 inch = 1 foot
2 off them

HEATING SURFACE	Sq. Ft.
TUBES	1595
FURNACES	132
COMBUSTION CHAMBERS	190
TUBE PLATES	83
TOTAL 1 BOILER	2000
STEAM SPACE 1 BOILER	Sq. Ft. 2 BOILERS 4000
1 DOME	Cub Ft.
TOTAL 1 BOILER	Cub Ft.
WORKING PRESSURE	160 lbs per sq. INCH
TEST	- do - 320 do do do


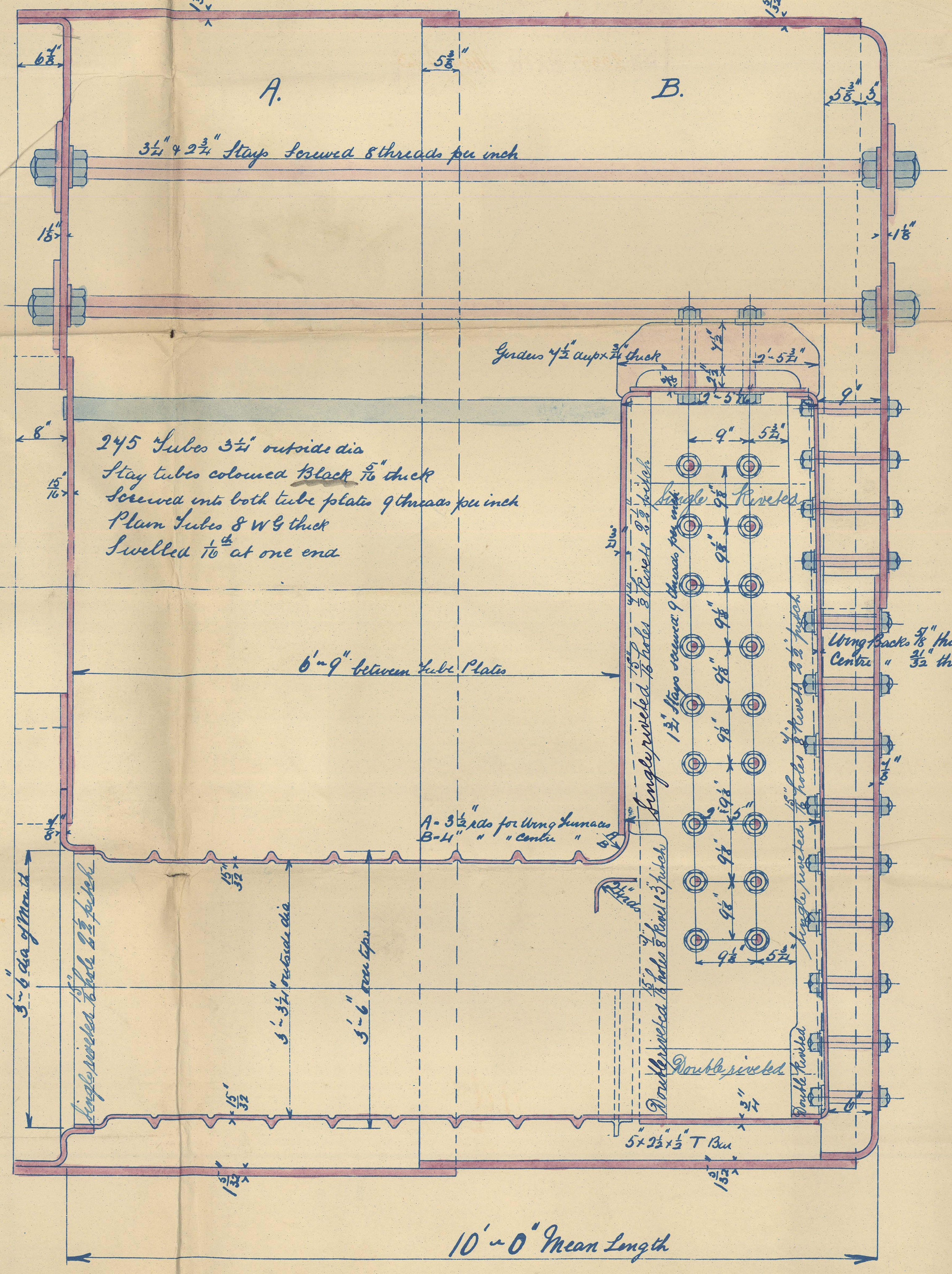
Handwritten notes in red ink:
"The horizontal plate is not to be riveted to the shell"
"Horizontal plate riveted to the shell"
"May 14 93"

Materials
Plates - Steel
Rivets - "
Flaps - "
Tubes - Iron
Manufactured by the Weardale Iron & Coal Co.

THE WALLSEND
SHIPWAY & ENGINEERING CO. LTD.
HUNTSVILLE, ENGLAND
No 2335 DATE May 4 93



Shell hydraulic riveted throughout
All holes drilled in place after bending
Shell plates 1 3/8" thick Butt straps 3/4" thick
Rivet holes 1 3/8" dia x 7/8" pitch
Circumferential seams double riveted
Rivet holes 1 3/8" dia x 3/2" pitch



Handwritten note: "na. 6.5.93"

Armstrong Mitchell

Wd 608

Con 401


S. S. "Snowflake"

4174
Lloyd's test

320 lbs

21. 9. 93
true report

295-27.



W1624-0060

THE WALSEND SLIPWAY AND ENGINEERING CO. LD.
407.20
Exposure to
Mosses -
Lloyd's Surveyors.
W1624-0060 1/2



© 2021

Lloyd's Register
Foundation