


MIDSHIP SECTION.

S.S. N° 736

SCALE 1/2" = 1 FOOT



DIMENSIONS +23'6" B.P. x 55'8 1/4" MLD. x 56'0" EXT. 31'3 3/4" MLD TO UPPER DS
TO CLASS 100 A1 AT LLOYDS SPECIAL SURVEY.

DECK PLATING .44"
BUTTS LAPPED & 2K
DECK SHEATHED WITH
5" x 2 1/2" TEAK

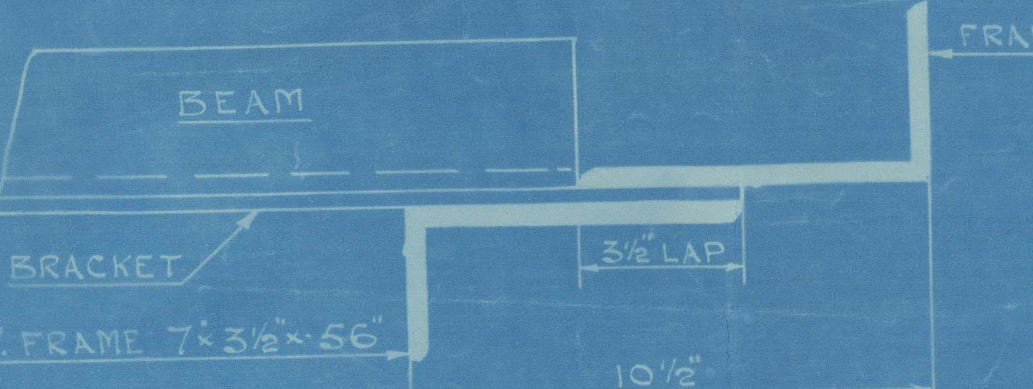
STKINGER 57" x 56"
BUTTS LAPPED & 2K
ANGLES 5/8" x 62"

RAIL STANCHIONS 5'0" HIGH
ABOVE WOOD DS ROUND
BRIDGE DS


ADDITIONS
FLOORS INTER-PLATES & TANK TOP PLATING FOR
8 SPACES UNDER BOILERS TO BE 7/8" THICKER THAN LLOYDS
PRESENT RULES PLATING ON BRIDGE DECK BETWEEN BOILER
CASINGS & SALOON HOUSE 7/8" THICKER THAN LLOYDS RULES.

EQUIPMENT NUMBER
LONGITUDINAL NUMBER 36753 27
POOP BRIDGE F.M.L.E.
5175 x 1240 x 470 x 775 x 3/4" x 1250
HOUSES 92.5 x 75 x 1/2" x 348 27
EQUIPMENT NUMBER 36753 27

EQUIPMENT
2 BOWER ANCHORS 5 1/2 CWTs
1 " " 46 1/2 " "
1 STREAM " 12 " "
1 KEDGE " 8 " "
270 FT 1/2" 25/64" STUD CHAIN CABLE 780 3 4
90 " 1/2" STREAM CHAIN OR 5" WIRE (STEEL)
120 " 1/2" TOWLINE OR 3/4" STEEL WIRE
2 WARPS AT 8' 00 FATHOMS OR 2 3/4" STEEL WIRE
2 " " 7' 30 " " 2 1/2 " " "



SECTION OF FRAMING AT 36" SPACING



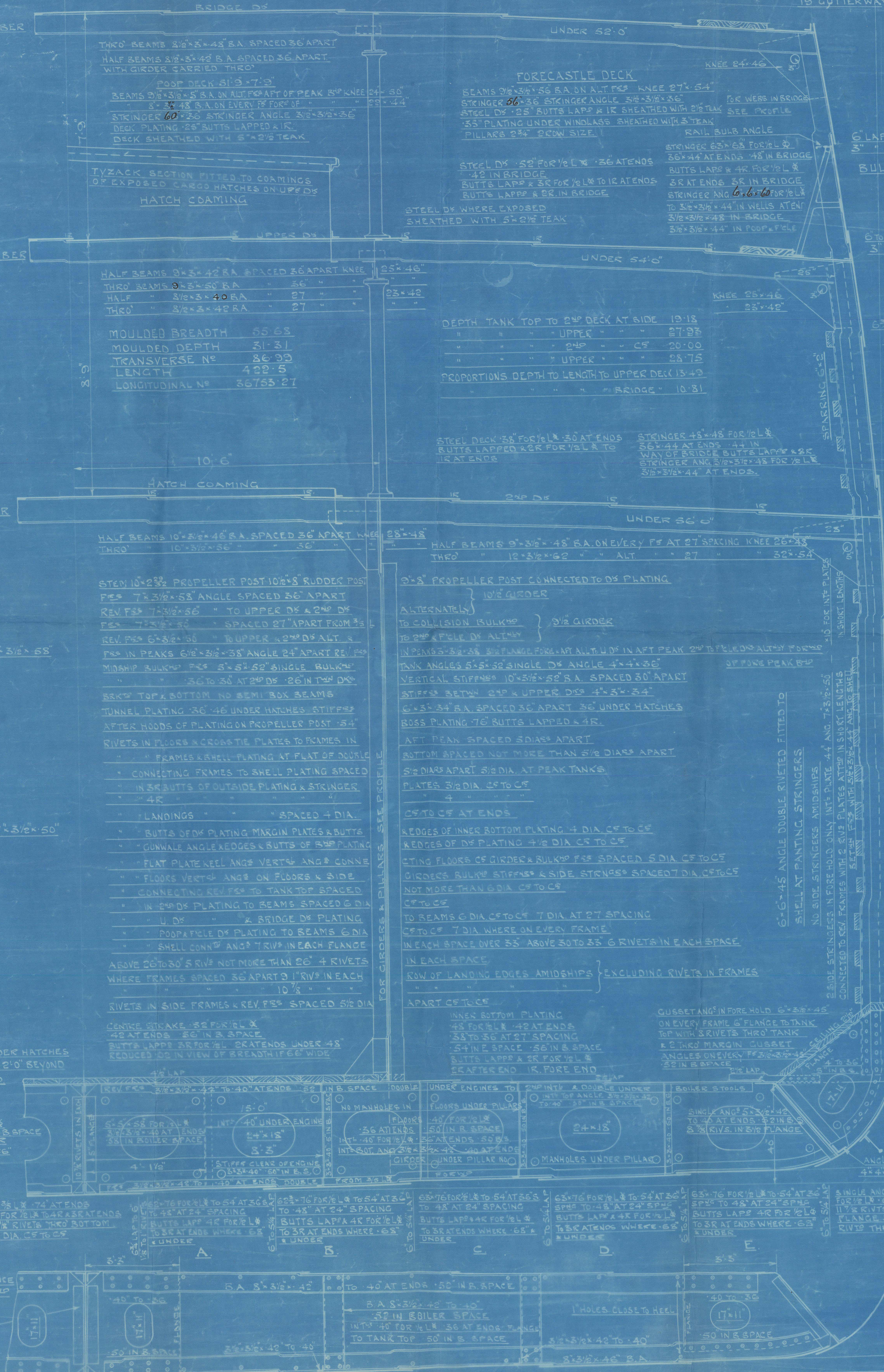
SECTION OF FRAMING AT 27" SPACING

2 1/2" CEILING UNDER HATCHES
ONLY CARRIED 2'0" BEYOND
HATCH ALL ROUND

CENTRE GIRDER
44" x 52" FOR 1/2" x 74" AT ENDS
48" x 60" IN 5" SPACE
BUTTS LAPPED & 2K
48" x 60" TO 25"

NO REDUCTION IN PLAT FOR W/P
W/P FLOORS TO HAVE STIFFES BETWEEN GIRDES WHERE DISTANCE
EXCEEDS 6'0" SOLID FLOORS ON EVERY 7'0" FROM 7/8" L FOR W/P
ON EVERY 7'0" IN WAY OF ENGINE SPACE & AT EXT END UNDER
BOILER BEATERS.

5 1/2" x 3 1/2" x 42 FOR
1/2" L X TO 40" AT ENDS



76 AT BRIDGE
40 AT POOP 42 AT F'CLE
BUTTS LAPPED & 2K AT BRIDGE
2K AT POOP & F'CLE

6" LAP AT BRIDGE
3" " " POOP & F'CLE

BULWARK 25"
72 AT BRIDGE
40 AT POOP 42 AT F'CLE
BUTTS LAPPED & 2K AT BRIDGE
2K AT POOP & F'CLE

6" TO 5 1/4" LAP TO DS AT BRIDGE ENDS
3" AT POOP & F'CLE

48" x 114" FOR 1/2" x 52" AT ENDS
72" IN BRIDGE
DOUBLING AT ENDS OF BRIDGE
BUTTS LAPPED & 2K AT BRIDGE ENDS
48" x 3R AT ENDS 48" IN BRIDGE

6" x 104" FOR 1/2" x 52" AT ENDS
72" IN BRIDGE
BUTTS LAPPED & 2K AT BRIDGE ENDS & FOR 1/2" x
TO 48" x 3R AT ENDS 48" IN BRIDGE

6 3/4" IN WELLS
6" TO 5 1/4" LAP

64" x 72" FOR 1/2" x 52" AT ENDS
52" AT 36" SPACING TO
48" x 24" " "
BUTTS LAPPED & 2K TO 3R AT ENDS

6" TO 5 1/4" LAP

66" x 72" FOR 1/2" x 52" AT ENDS
52" AT 36" SPACING TO
48" x 24" " "
BUTTS LAPPED & 2K TO 3R AT ENDS

6" TO 5 1/4" LAP

66" x 72" FOR 1/2" x 52" AT ENDS
52" AT 36" SPACING TO
48" x 24" " "
BUTTS LAPPED & 2K TO 3R AT ENDS

6" TO 5 1/4" LAP

66" x 72" FOR 1/2" x 52" AT ENDS
52" AT 36" SPACING TO
48" x 24" " "
BUTTS LAPPED & 2K TO 3R AT ENDS

6" TO 5 1/4" LAP

26" x 48" x 30 1/2" HEIGHT OF WING BRACKET
TO SUIT SIZE OF FRAME
10" x 8" RIVETS IN WING BRACKET TO FRAME

63" x 76" FOR 1/2" x 52" AT 36" SPACING
TO 48" AT 24" SPACING
BUTTS LAPPED & 2K FOR 1/2" x 52" TO
3R AT ENDS WHERE 63" x 76" UNDER
RIDGE HEEL FOR ABOUT 180° SULA PLATE
10" x 45" TEE BAR 6" x 4" x 45"

MARGIN PLATE 57" x 52" FOR AFT
63" IN 5" SPACE BUTTS LAPPED & 2K

NOTE: WHERE BUTTS OF SHELL PLATING OVER 72" BROAD
ADDITIONAL ROW OF RIVETS TO BE FITTED OVER RULE
WITH RIVETS IN BUTT ROWS 3/4" DIA. APART
3/4" DIA. APART IN INNER ROWS

SECTION CLEAR OF SOLID FLOORS ON ALT. FRAMES
SEE LONGITUDINAL SECT FOR SPACING

Midship Section of ship
as built.

Lithgow's Ltd No 736.

"BEGUM"

Grk rpt. No. 18025.



2021
Lloyd's Register
Foundation