


20.7.05



BOILER CONTRACT N° 622

MESSRS SIR W. G. ARMSTRONG WHITWORTH & CO LTD S. S. N° 440

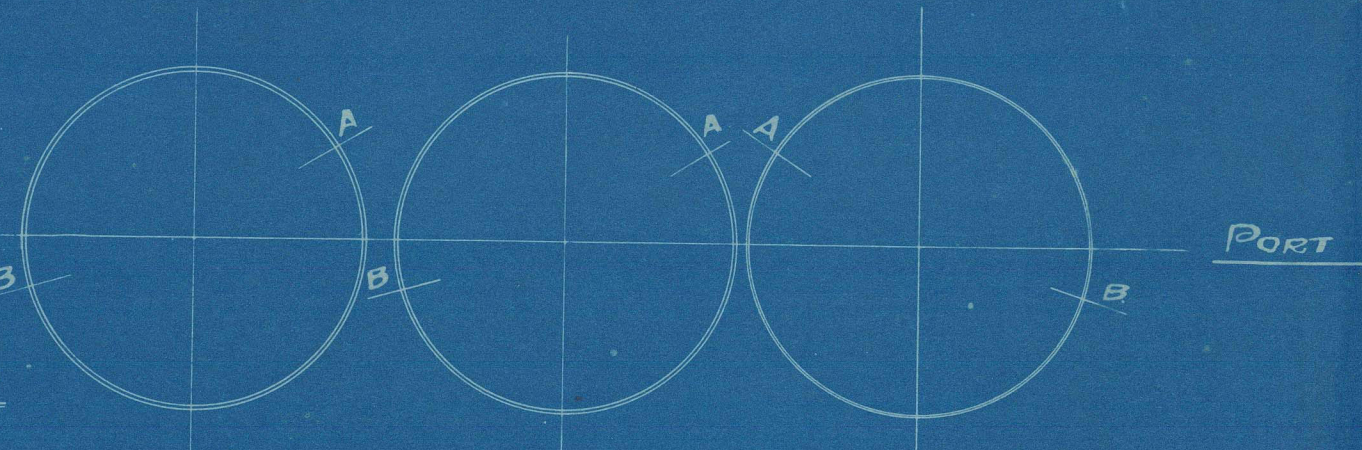
TO BE CONSTRUCTED TO PASS Lloyd's & Hamburg Law Requirements.

HEATING SURFACE	SQ. FT.	SQ. METRES.
TUBES	1706	158.48
FURNACES	156	14.493
COMBUSTION CHAMBERS	188	17.465
TUBE PLATES	70	6.502
1. BOILER	2120	196.948 SQ. METRES
TOTAL 3. BOILERS	6360	SQ. FT. 393.996 SQ. METRES

3. OFF THIS

20th JUL 1905

SCALE 1" = ONE FOOT
25.4" = 304.79



- MATERIAL MANUFACTURED BY Messrs Hoelder Brothers, Aachen, Deutschland.
- PLATES STEEL
 - RIVETS "
 - STAYS "
 - TUBES IRON
 - SPARE GEAR.

PLAN OF SHELL RIVETING.

STRENGTH OF JOINT

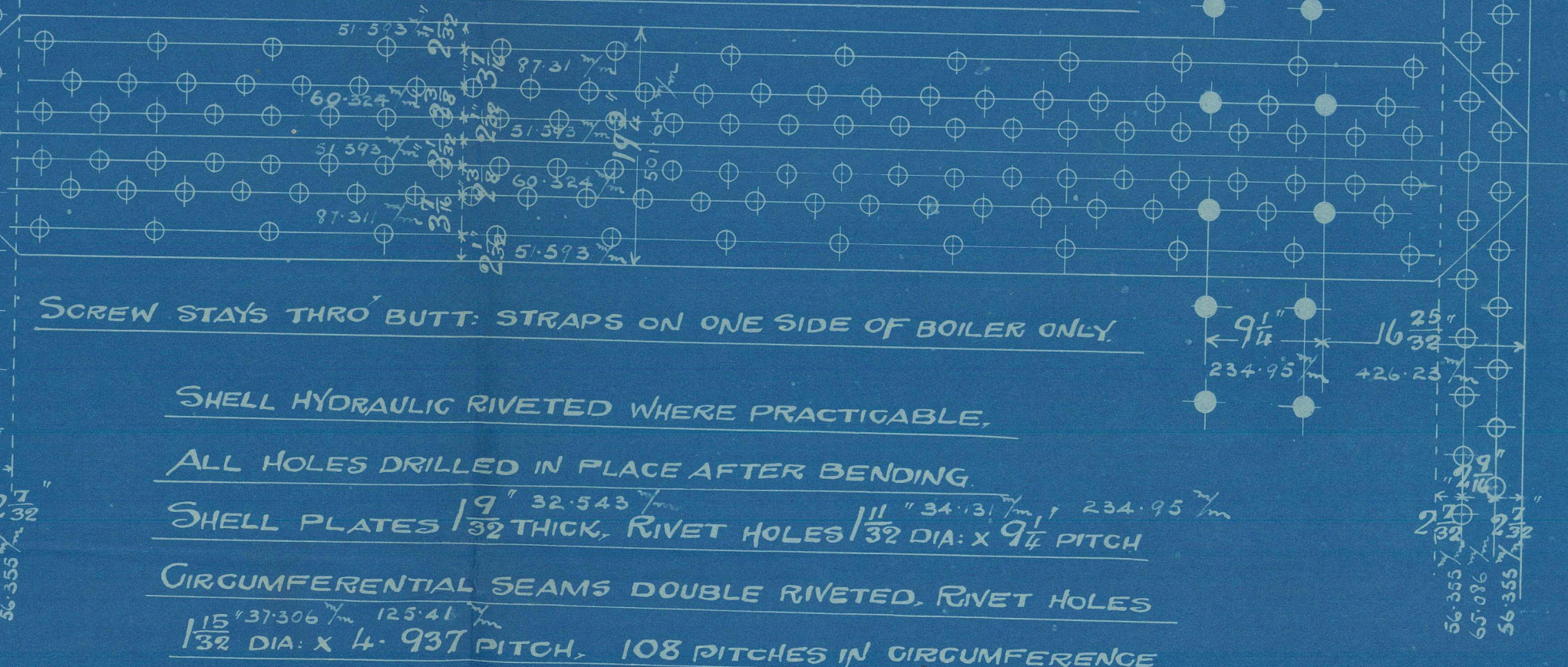
PLATE 85.47%

RIVET 84.7%

LLOYDS 89.2

HAMB. LAW 103.6

TENSILE STRENGTH OF PLATES & BUTT STRAPS 28 TO 32 TONS.



SCREW STAYS THRU BUTT STRAPS ON ONE SIDE OF BOILER ONLY

SHELL HYDRAULIC RIVETED WHERE PRACTICABLE.

ALL HOLES DRILLED IN PLACE AFTER BENDING

SHELL PLATES 3/8" THICK. RIVET HOLES 3/8" DIA. X 9/16" PITCH


CIRCUMFERENTIAL SEAMS DOUBLE RIVETED. RIVET HOLES 15/16" DIA. X 1/4" PITCH. 108 PITCHES IN CIRCUMFERENCE

OUTSIDE BUTT STRAPS 1 3/8" THICK

INSIDE " 1 1/8" "

WORKING PRESSURE 180 LBS PER SQ. INCH

TEST " 360 " " " " 25.34 KG. CM. CM.



FITTED WITH NUTS AT EACH END

3.2 STEEL STAYS SCREWED 9 THDS MARKED

20.7.05

THE WALLSEND SLIPWAY & ENGINEERING Co., Ltd

Enclosure to

Lloyd's Register
Foundation


N Cle

0316 2/2

Armstrong Whil
N° 770

Wallsend Slipway
N° 622

180 t/s



BLR

8/3 Salatis

7125
360 us
8/18-12-05

J. J. Salatis

Newcastle Report

N° 50889



© 2021

Lloyd's Register
Foundation

W1623-0316 1/2