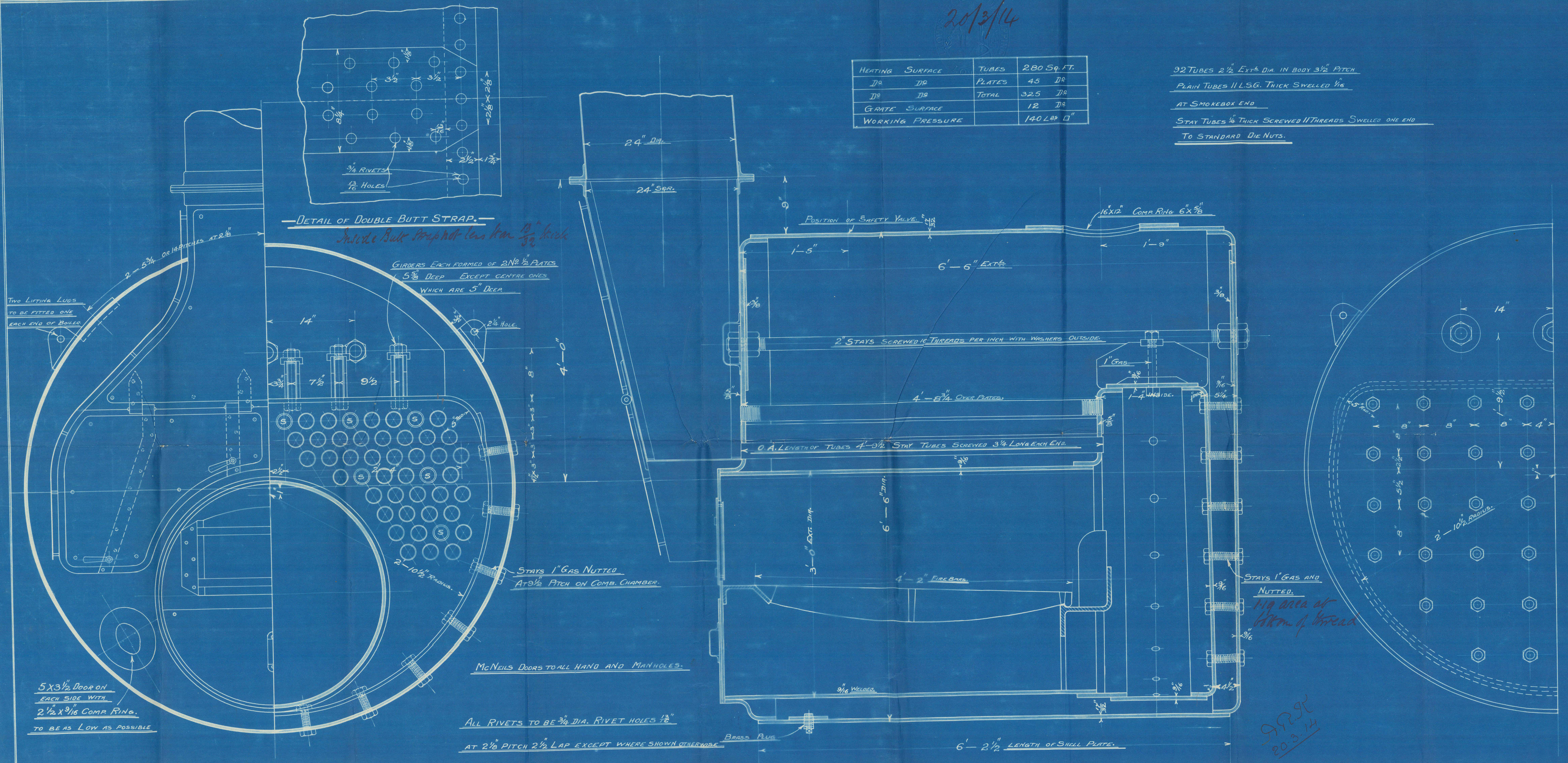


20/3/14

HEATING SURFACE	TUBES	280 Sq. FT.
DR	PLATES	45 DR
DR	TOTAL	325 DR
GRATE SURFACE		12 DR
WORKING PRESSURE		140 LBS. □"

92 TUBES 2 1/2" EXT. DIA. IN BODY 3 1/2" PITCH  
PLAIN TUBES 11 L.S.G. THICK SWELLED 1/16"  
AT SMOKEBOX END  
STAY TUBES 1/4" THICK SCREWED 11 THREADS SWELLED ONE END  
TO STANDARD DIE NUTS.



BOILERS NOS	57			
ENGINES NOS	158			
BOATS NOS	436			

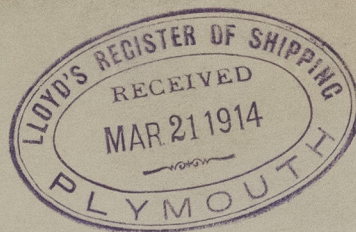
**PHILIP & SON, LTD**  
SHIP BUILDERS, ENGINEERS,  
BOILER MAKERS, FOUNDERS, &c.  
SANDQUAY WORKS,  
DARTMOUTH, England.  
March 19<sup>th</sup> 1914.

# RETURN TUBE BOILER SCALE 1 1/2" = 1 FOOT.

ALL SCANTLINGS ARE TO LLOYDS REQUIREMENTS.


20/3/14





Plan  
of  
Boiler  
for  
Single Screw Tug & Launch  
by  
Philip & Son <sup>L<sup>d</sup></sup> D.M.  
no. 436

RETAIN



W1603-0232



© 2021

Lloyd's Register  
Foundation