

H.M.S. "Syringa"

H.M.S. No 402 S.S.

MIDSHIP SECTION

DIMENSIONS: 255'-3" BP x 35'-0" LD x 18'-0" LD TO UPPER DS

SCALE 1/2" = ONE FOOT

TO CLASS "A" LLOYDS FOR "SPECIAL SERVICE"

LLOYDS NUMERALS

BREADTH 35'-0"  
DEPTH 18'-0"  
B&D 55'-0" TRANSVERSE NO  
LENGTH (255.25 + 12.4) 966 = 257'-4"  
L (B+D) = 155'-0" LONGITUDINAL NO  
18623

EQUIPMENT


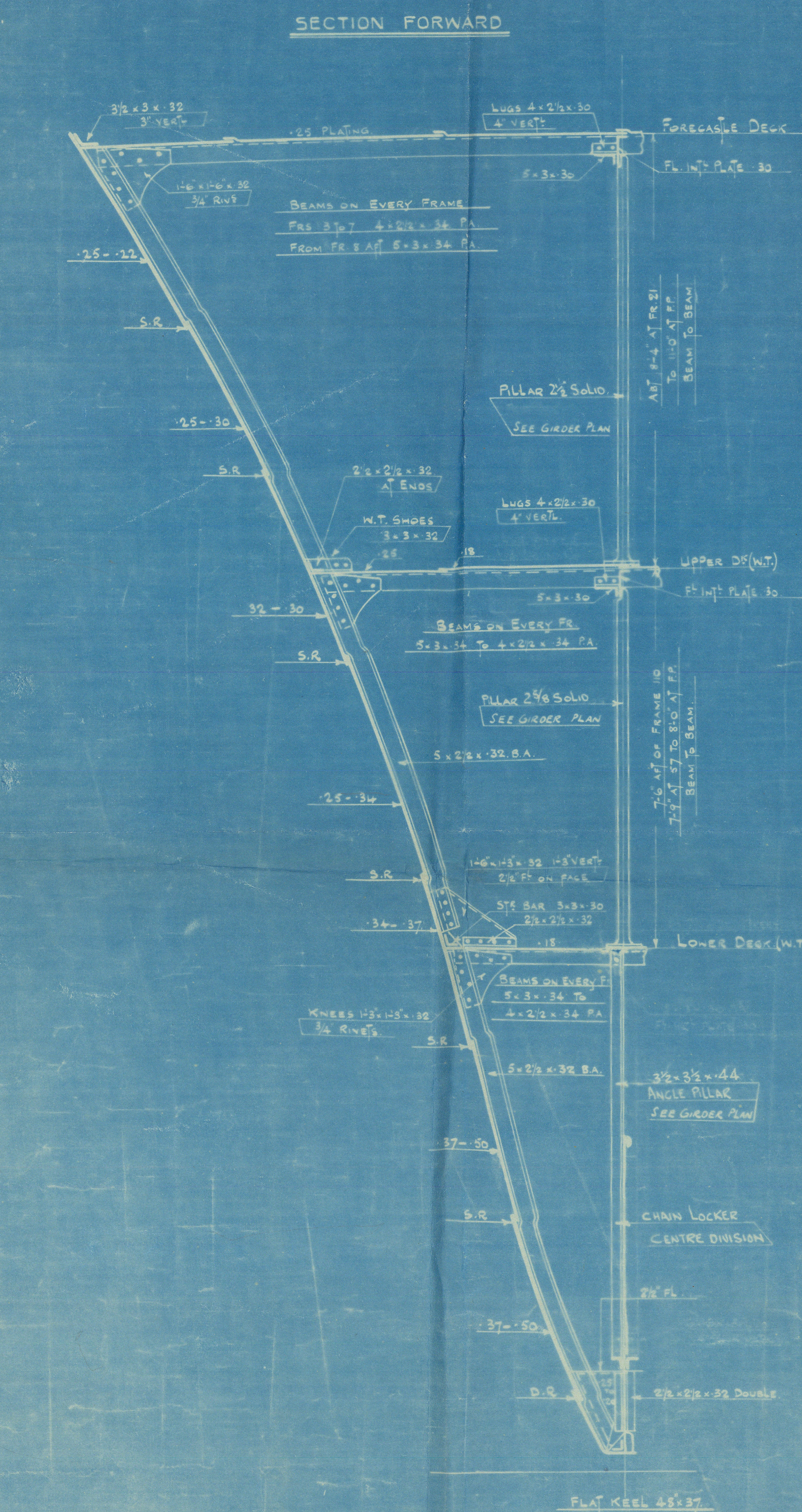
2 STOCKLESS BOWER ANCHORS EACH 28 CWT  
1 KEDGE ANCHOR (EX STOCK) 7 CWT  
200 FATHOMS 1/4" STUD LINK CABLE  
150 2 1/2" STEEL WIRE ROPE

RIVETING


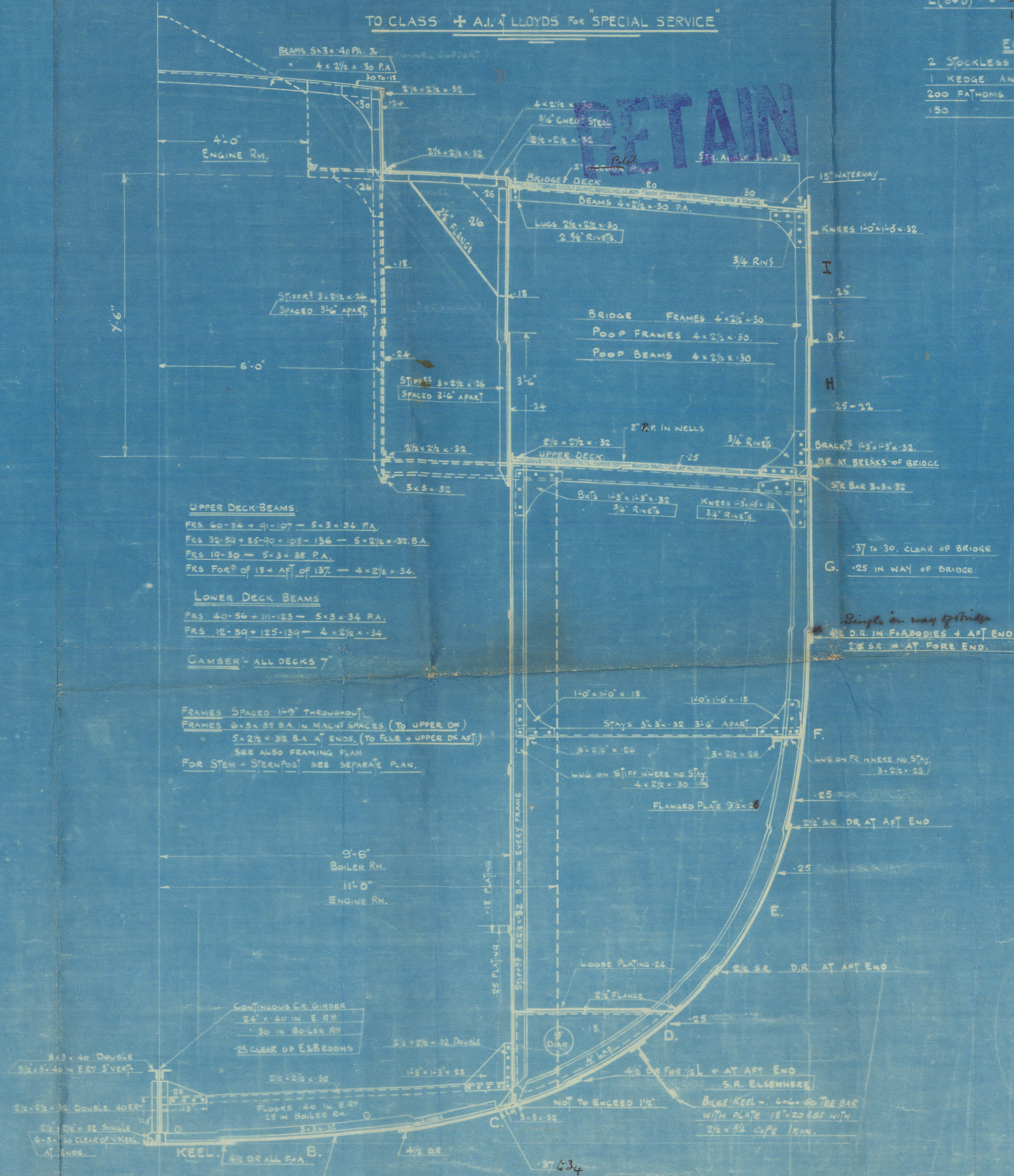
V-KEEL PLATE  
BUTTS OVERLAPPED + DOUBLE RIVETED

SHELL  
FLAT KEEL BUTTS OVERLAPPED AND TREBLE RIVETED  
SHEER STRAKE BUTTS OVERLAPPED + TREBLE RIVETED  
FOR 3/4" DOUBLE RIVETED AT ENDS  
REMAINDER OF SHELL BUTTS OVERLAPPED + DOUBLE RIVETED  
BULWARK BUTTS SINGLE RIVETED


DECK  
LOWER DS  
BUTTS + LANDINGS SINGLE RIVETED  
UPPER DS  
BUTTS + LANDINGS DOUBLE RIVETED  
STRINGER BUTTS IN WAY OF BOILER CASING TREBLE RIVETED  
REMAINDER OF STRINGER BUTTS DOUBLE RIVETED  
ALL LANDINGS SINGLE RIVETED  
BRIDGE + POOP DECK BUTTS D.R.  
POOP DECK STR. BUTTS S.R.  
BRIDGE + POOP PLATING BUTTS S.R.  
POOP DECK TIE BUTTS D.R.



SECTION THRU RESERVE FEED TANKS



SECTION CLEAR OF ENGINE AND BOILER SPACE



SECTION THRU ENGINE RM.





Midship Section  
H.M.S. Syringa

Master Workman Clark Esq  
No. 402



© 2021

Lloyd's Register  
Foundation