

DIMENSIONS: 422-11" B.P. 55-34" M.O. 50-0" ST. 31-34" M.L.T. LAYER DECK

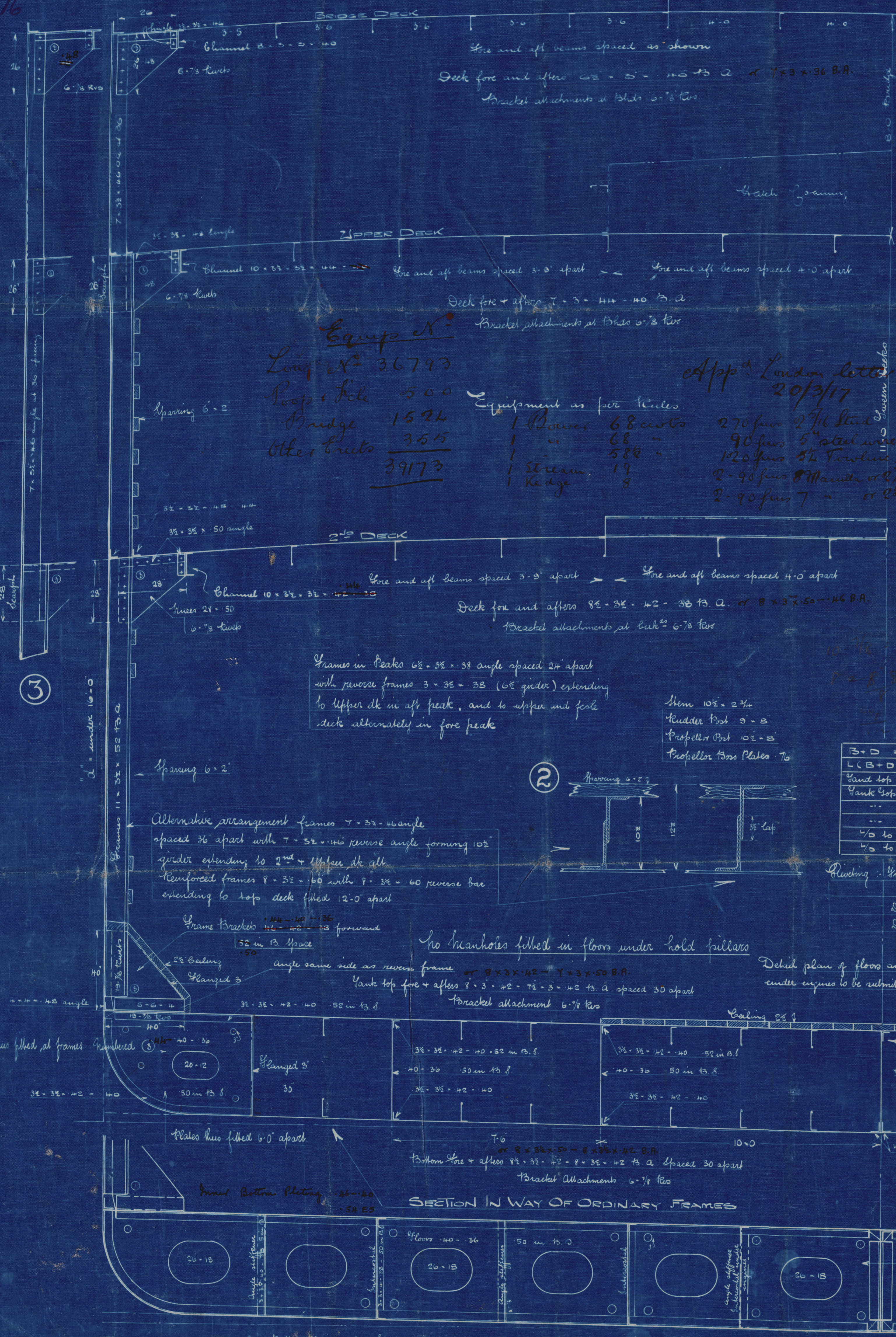
SS N^o 384
MIDSHIP SECTION
SCALE 1" = 1 FOOT.

TO CLASS 100 & 1 AT LLOYDS

14.9.16

THE PLAN IS INTENDED TO SHOW MINIMUM SCANTINGS

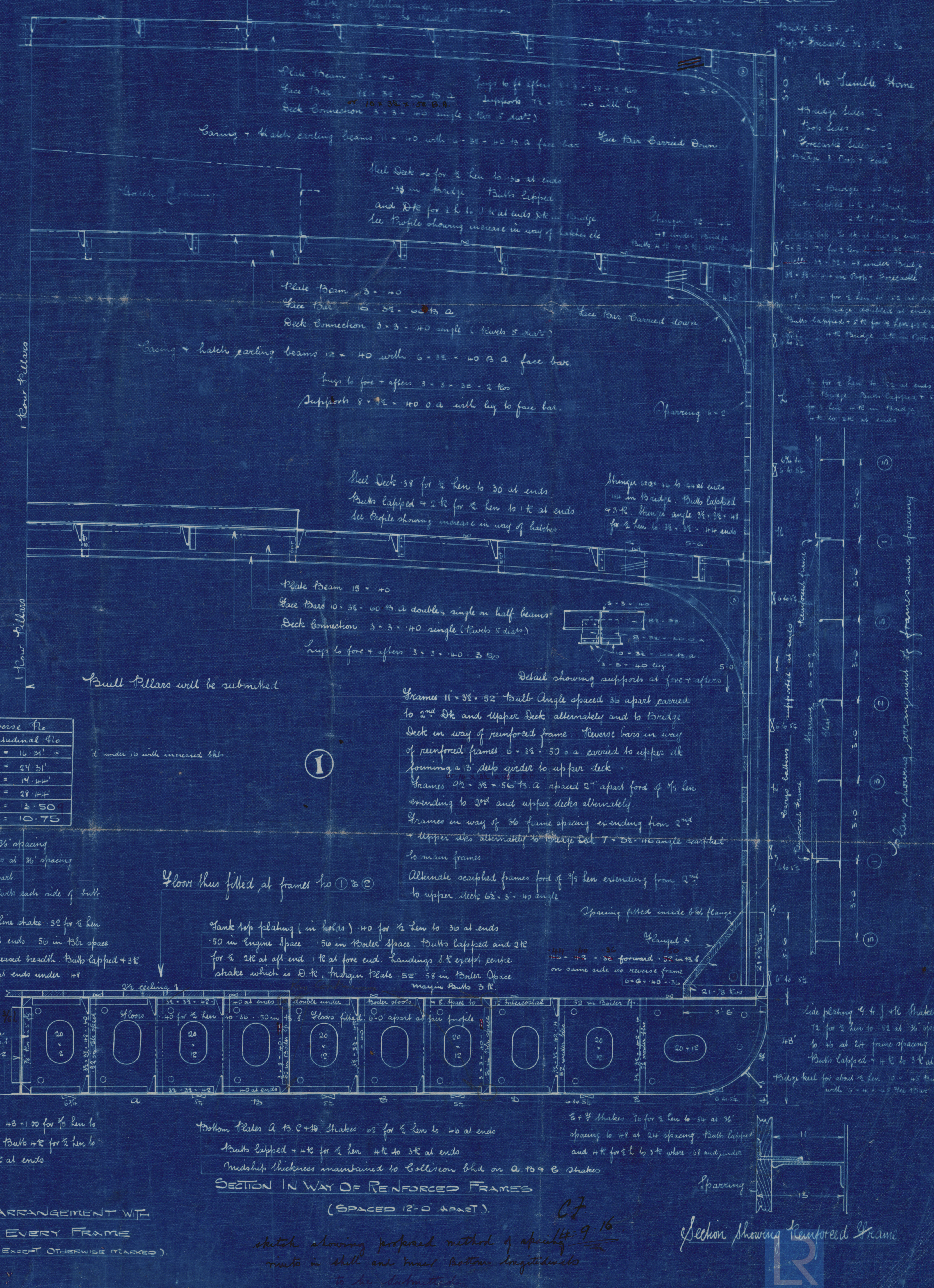
ANY REDUCTIONS TO BE NOTED



GREENOCK & GLENMOUTH
SHIPBUILDERS, GREENOCK

Lloyd's Ruler

B + D = 87.00 = Transverse No
L (B + D) = 36793.7 = Longitudinal No
Hand top to 2nd Deck at side = 10.31'
Hand top to upper Deck at side = 24.51'
Hand top to 2nd Deck at Centre = 14.14'
Hand top to upper Deck = 28.44'
Hand top to Bridge Deck = 12.50'
Hand top to Bridge Deck = 10.75'



ALTERNATIVE ARRANGEMENT WITH
FLOORS ON EVERY FRAME
(SCANTINGS SIMILAR EXCEPT OTHERWISE MARKED)


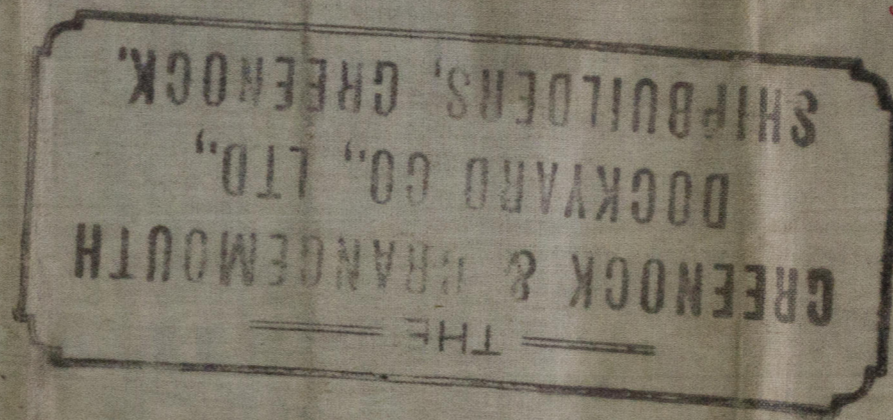
SECTION IN WAY OF REINFORCED FRAMES
(SPACED 12-0" APART)

Section showing Reinforced Frame

Sketch showing proposed method of spacing
members in shell and inner bottom longitudinals
to be submitted

W158-0078

No. 344
Lloyds Approved
Midship Section



*See
Lancaster
& approved*



Clan MacWhirter

GLASGOW REPORT No. 344/24

W158-0078

*Miller Type of House
& Section*



© 2020

Lloyd's Register
Foundation