

31/5/17

Dimensions: 122' 11" B.P. x 55' 6 1/4" HULL x 56' 0" Extreme x 31' 3 3/4" HULL to Upper Deck

LENGTH ON WATERLINE 122' 0"
BREADTH MOULDED 55' 6 1/4"
DEPTH 31' 3 3/4"
TONNAGE COEFFICIENT .77
SKEW FORWARD 11°
1/2 LENGTH FORWARD 6' 1/2
1/2 " AFT 5' 2"
MOULDED RUN OF DECK 14"

3.5 X 3
AMENDED
PROFILE & DECK PLANS

Scale 1/8" = 1 Foot
MILLARS SYSTEM PATENTED


FORECASTLE 42' 0" x 7' 0" OPEN
5 RING 255' 0" x 8' 0" CLOSED
BOTH ENDS AS REQUIRED FOR FREEDOM PURPOSES
POOP 42' 6" (CLOSED 37' 9") 7' 0" HIGH
KEEL 2" THICK

Note: This plan is intended to show minimum scantlings and relations to be noted

To Class 100 A.1 at Lloyd's
Sketch plan will be submitted

Painting Arrangement will be submitted later.
Frames in after peak 6 1/2 x 3 1/2 x 35
single framed 2 1/2' apart with 3 x 3 1/2 x 35
reverse frames (6 1/2' pitch) extending to upper deck

30 degree
5 x 3/8" Bulk Head Sheathing



Plan showing stiffening and bracing will be submitted later

Bridge and running gear will be submitted later

Sketch showing method of supporting hatch to be submitted


Forward Hatch 30' 3" x 30' 3" spaced 10' apart

Forward Deck

Painting Arrangement will be submitted later.
Frames 4 1/2 x 3 1/2 x 35
upward 2 1/2' apart with 3 x 3 1/2 x 35 (6 1/2' pitch) extending to upper & fore deck alternate

Double bottom fore & aft to be graduated from 30' to 21' from 3/8" to 1/2" to fore & aft bulkhead
Hull & thickness maintained on a 1/8" stagger between bulkheads


R Donates reinforced frames.
S Donates pillars (1 1/2" dia) under
Sketch of W & J Bulkheads
to be submitted



W. & J. GYLLSEN LTD.
RIVER CLYDE SHELLING WORKS
GLASGOW
2nd Deck 12' 0" x 12' 0"

158-0076

Perip. Hyblen
No 3



Hyblen
Amended
Profile

No 3

correct

Clan Macwhirter

GLASGOW REPORT NO 34924



© 2020

W158-0076

Lloyd's Register
Foundation