

HARIMA NO 50 MIDSHIP SECTION SCALE 1/2" TO ONE FOOT

PRINCIPAL DIMENSIONS
 LENGTH BETWEEN P.P. 305'-0"
 BREADTH MOULDED 43'-9"
 DEPTH MOULDED 27'-5"
 SCANTLING NUMBERS
 B. 43.75
 D. +1 27.75
 L. 71.00
 x) 3.05
 216.55

TRANSVERSE NO
 LONGITUDINAL NO

$d = \frac{16.1}{3} = 5.37$
 = HALF EXCESS OF HEIGHT OF TANK SIDE BRACKET
 15'10" FOR FRAME

PROPORTIONS
 L/D TO UPPER DECK 11.19
 L/D TO BRIDGE DECK 8.77

STEM FRAME
 ROLLER STEEL AS PER PLAN
 PROPELLER POST 9 1/2" x 6" CAST STEEL AS PER PLAN
 RUDDER POST 8 1/2" x 6" " " " "

BRIDGE SIDE PLATING .56"
 BUTTS LAPPED & TREBLE RIVETED
 POOP SIDE PLATING .34"
 BUTTS LAPPED & DOUBLE RIVETED
 FORECASTLE SIDE PLATING .38"
 BUTTS LAPPED & DOUBLE RIVETED

SHEER STRAKE .44" x .66" FOR 1/2 L.
 .54" IN WAY OF BRIDGE & .42" AT ENDS
 BUTTS LAPPED & QUADRI RIVETED FOR
 1/2 L. EXCEPT IN WAY OF BRIDGE WHERE
 BUTTS LAPPED TREBLE RIVETED
 TREBLE AT ENDS

60" x .56" FOR 1/2 L. .54" IN WAY OF BRIDGE &
 .42" AT ENDS. BUTTS LAPPED & TREBLE
 RIVETED FOR 1/2 L. DOUBLE AT ENDS

H STRAKE .54" FOR 1/2 L. & .42" AT ENDS.
 INCREASED .04" IN LIEU OF SIDE STRINGER
 .38" IN WAY OF ENGINE & BOILER SPACE
 BUTTS LAPPED & TREBLE RIVETED &
 DOUBLE WHERE NOT EXCEEDING .42"

E, F & G STRAKES .54" FOR 1/2 L. &
 .42" AT ENDS. INCREASED .04" IN LIEU
 OF SIDE STRINGER = .58" TO .46"
 .42" PEAKS
 BUTTS LAPPED & TREBLE RIVETED &
 DOUBLE WHERE NOT EXCEEDING .42"

A, B, C & D STRAKES .56" FOR 1/2 L. &
 .44" AT ENDS. BUTTS LAPPED & TREBLE
 RIVETED FOR 1/2 L. & AFT
 BOTTOM PLATING ENTIRELY WITHIN THE
 BOUNDARY OF DOUBLE BOTTOM TO BE
 REDUCED .04" WHERE .54", .64" & .02" WHERE
 .52" IN THICKNESS

A, B & C STRAKES OF PLATING NEXT
 TO KEEL TO MAINTAIN MIDSHIP THICK-
 NESS TO COLLISION BULKHEAD

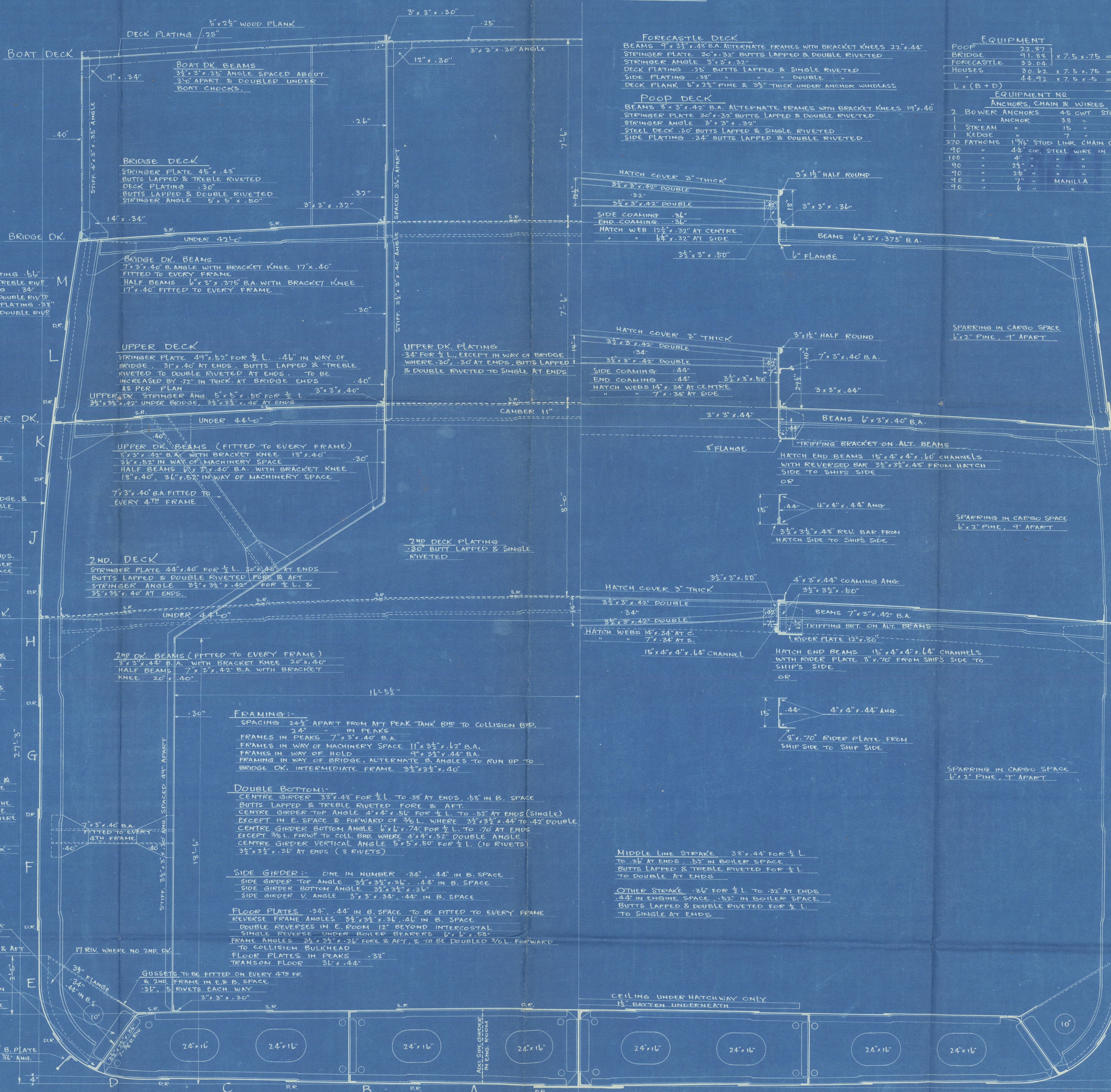
PROPELLER BOSS PLATE .66"
 BUTT LAPPED & QUADRI RIVETED

MARGIN PLATE 33" x .40" .50" IN BOILER
 SPACE. DEPTH TO BE REDUCED AFT
 3/8" L. TO 25" x .40" AT AFT END
 BUTTS LAPPED & DOUBLE RIVETED FOR 1/2 L.

MARGIN ANGLE 33" x 33" x .40"
 FOR 1/2 L.

6" x 1" x .42" (12 RIVETS) FROM COLLISION
 BULKHEAD TO AFT END OF ENG. ROOM
 .44" IN B. SPACE 33" x 33" x .31" SINGLE
 ANG. (7 RIVETS) AFT OF E. ROOM BMD.

BILGE KEEL 10" x .50" B. PLATE
 WITH 5" x 3" x 3/16" ANG.

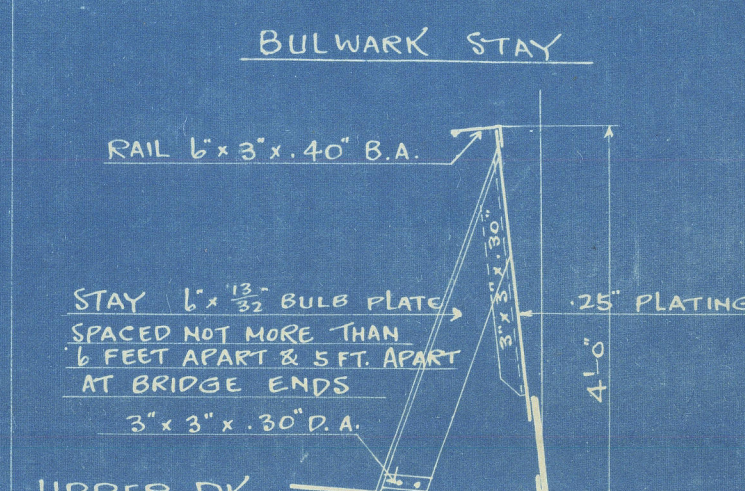


FORECASTLE DECK
 BEAMS 9" x 3 1/2" x .48" B.A. ALTERNATE FRAMES WITH BRACKET KNEES 22" x .44"
 STRINGER PLATE 30" x .32" BUTTS LAPPED & DOUBLE RIVETED
 STRINGER ANGLE 3" x 3" x .32"
 DECK PLATING .25" BUTTS LAPPED & SINGLE RIVETED
 SIDE PLATING .38" " " DOUBLE
 DECK PLANK 1 1/2" x 7 1/2" PINE & 3/4" THICK UNDER ANCHOR WINDLASS

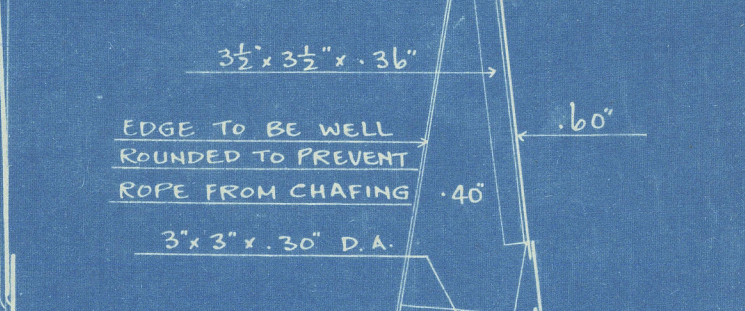
POOP DECK
 BEAMS 8" x 3 1/2" x .42" B.A. ALTERNATE FRAMES WITH BRACKET KNEES 19" x .40"
 STRINGER PLATE 30" x .32" BUTTS LAPPED & DOUBLE RIVETED
 STRINGER ANGLE 3" x 3" x .32"
 STEEL DECK .30" BUTTS LAPPED & SINGLE RIVETED
 SIDE PLATING .34" BUTTS LAPPED & DOUBLE RIVETED

EQUIPMENT
 POOP 22.97
 BRIDGE 111.33
 FORECASTLE 33.04
 HOUSES 30.62 x 7.5 x .75 = 172.24
 44.42 x 7.5 x .5 = 168.45
 216.55.00
 L x (B + D) 22827.01

ANCHORS, CHAIN & WIRES
 2 BOWER ANCHORS 45 CWT STOCKLESS
 1 " ANCHOR 38 " "
 1 " KEDGE 16 " "
 270 FATHOMS 1 1/2" STUD LINK CHAIN CABLE
 90 " 4 1/2" CIP. STEEL WIRE IN PLACE OF STREAM CHAIN
 100 " 4" " " "
 90 " 2 1/2" " " "
 90 " 7" " MANILLA
 90 " 6" " "



BRIDGE END BULWARK STAY
 (TWO ON EACH SIDE)



MIDDLE LINE STRAKE 33" x .44" FOR 1/2 L.
 TO .38" AT ENDS .52" IN BOILER SPACE
 BUTTS LAPPED & TREBLE RIVETED FOR 1/2 L.
 TO DOUBLE AT ENDS

OTHER STRAKE .36" FOR 1/2 L. TO .32" AT ENDS
 .44" IN ENGINE SPACE .52" IN BOILER SPACE
 BUTTS LAPPED & DOUBLE RIVETED FOR 1/2 L.
 TO SINGLE AT ENDS

FLAT PLATE KEEL 44" x .86" FOR 3/8 L. TO
 .62" AT ENDS. BUTTS LAPPED & QUADRI
 RIVETED TO TREBLE AT ENDS WHERE NOT
 EXCEEDING .76"



T. S.S. Form No. 47.

HARIMA YARD No. 50

Ship's Name: "IWATE MARU"

MIDSHIP SECTION

No.

TEIKOKU STEAMSHIP CO., LTD. KOBE, JAPAN.

RETAIN



© 2020

Lloyd's Register
Foundation

W 157 1076