





29.4.09

LONGITUDINAL SECTION NOS 272+273 S/TES

DIMENSIONS 117'-0" x 21'-6" x 13'-0" M.A.

SCALE 1/4" = 1 FOOT.




29/4/09

NEWCASTLE - 84 - TYNE.

- Longitudinal Section -
- and Deck plan. -

- Messrs J. S. Eltringham & Co. -

- No 2 1/2 - 3. -



"ST. LAWRENCE No 1" No 2 1/2

"ST. LOUIS" No 1 - No 2 1/3.

S.S. "ST. LAWRENCE No 1"

Newcastle Report

No 57217

S.S. "St. Louis No 1"

Newcastle Report

No 57279



W1574-0012

ENCLOSURE FROM

JOS. T. ELTRINGHAM & CO.

Messrs

To

Lloyds Surveyors

W1574-0012 ^{4/2}