

NOTE:

ALL PLATES & STAYS & RIVETS TO BE OF SIEMENS MARTIN STEEL.
ALL RIVET HOLES THROUGHOUT THE BOILER TO BE DRILLED IN PLACE AFTER THE PLATES ARE BENT. THE SCREW STAYS ARE $1\frac{1}{4}$ $1\frac{1}{8}$ X $1\frac{1}{2}$ EFFECTIVE DIAM SCREWED INTO BOTH PLATES AND NOTED AT BOTH ENDS, ALL SCREWED 10 THREADS PER INCH. THE TUBES ARE OF IRON. THE ORDINARY TUBES ARE 3" EXT DIAM X $\frac{1}{4}$ LSG THICK, THE STAY TUBES $2\frac{3}{8}$ INT DIAM X $\frac{1}{4}$ THICK EFFECTIVE SCREWED AT ENDS TO $2\frac{1}{4}$ X 3" DIAM, 10 THREADS PER INCH. A MANHOLE IN SHELL WITH SHORTER AXIS LONGITUDINALLY AND A DOUBLING PLATE $2\frac{1}{2}$ X $2\frac{1}{4}$ X $\frac{3}{32}$ THICK

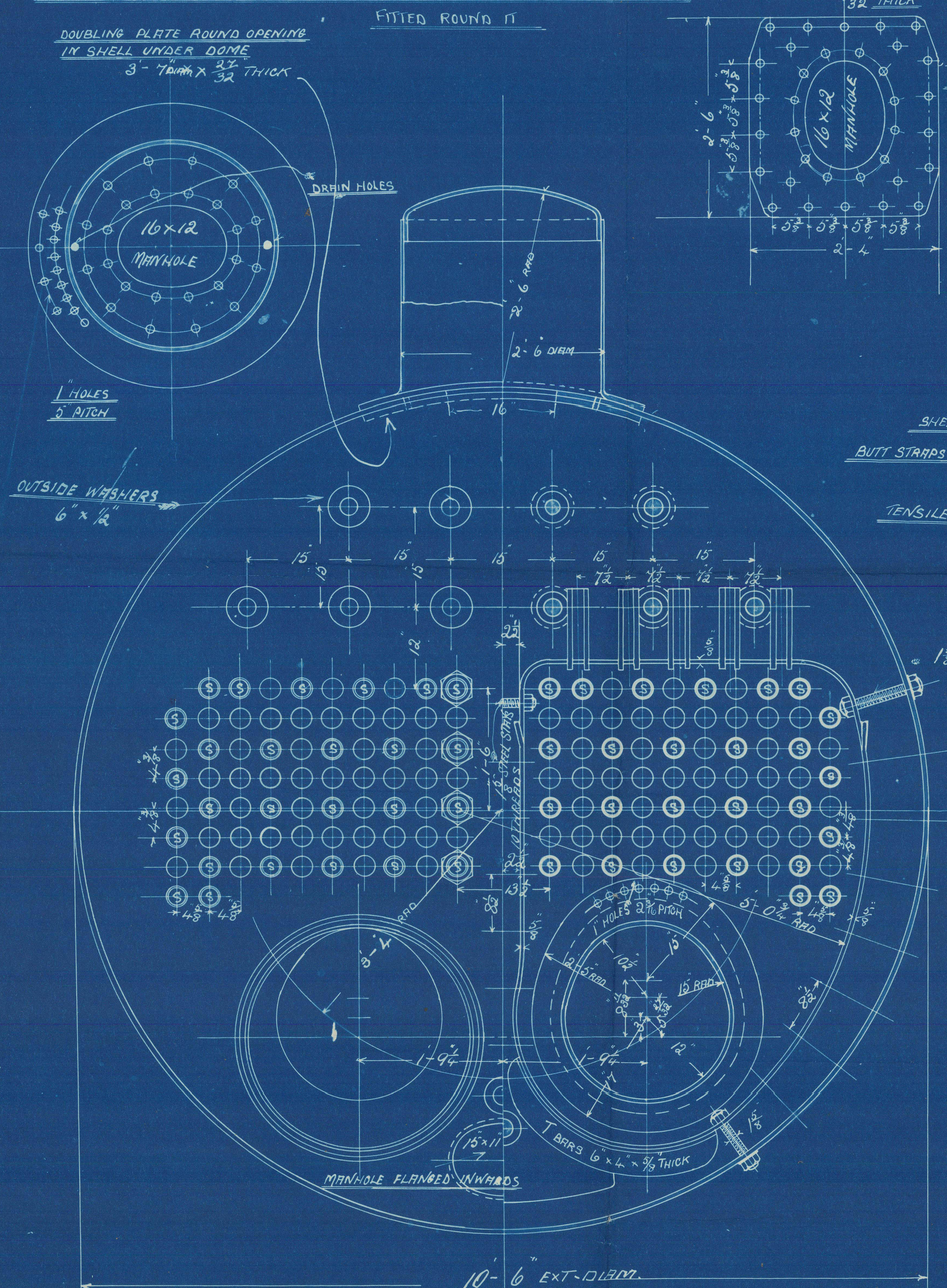
STEEL BOILERS N^o A 90 & 91

WORKING PRESSURE = 160 LBS. LLOYDS.

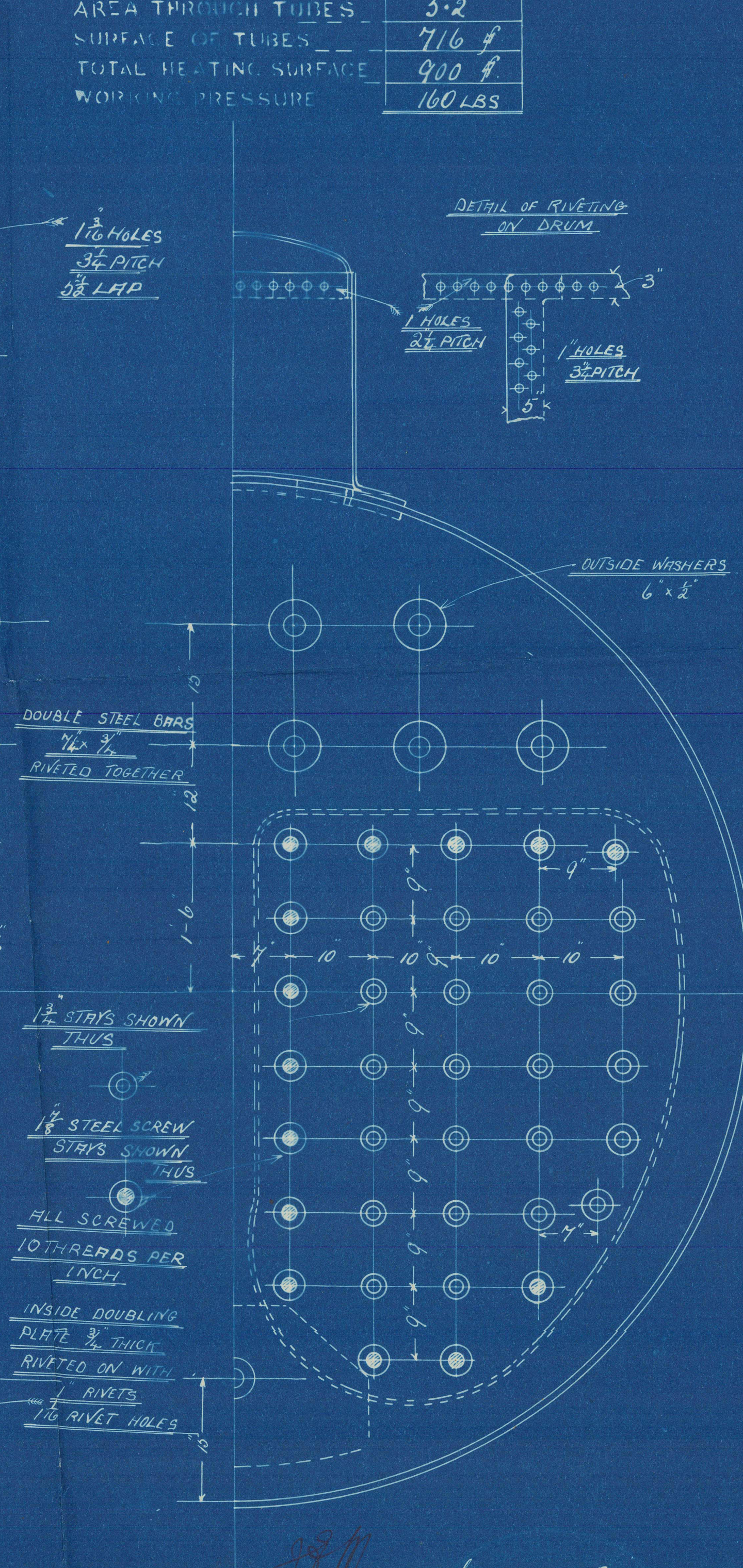
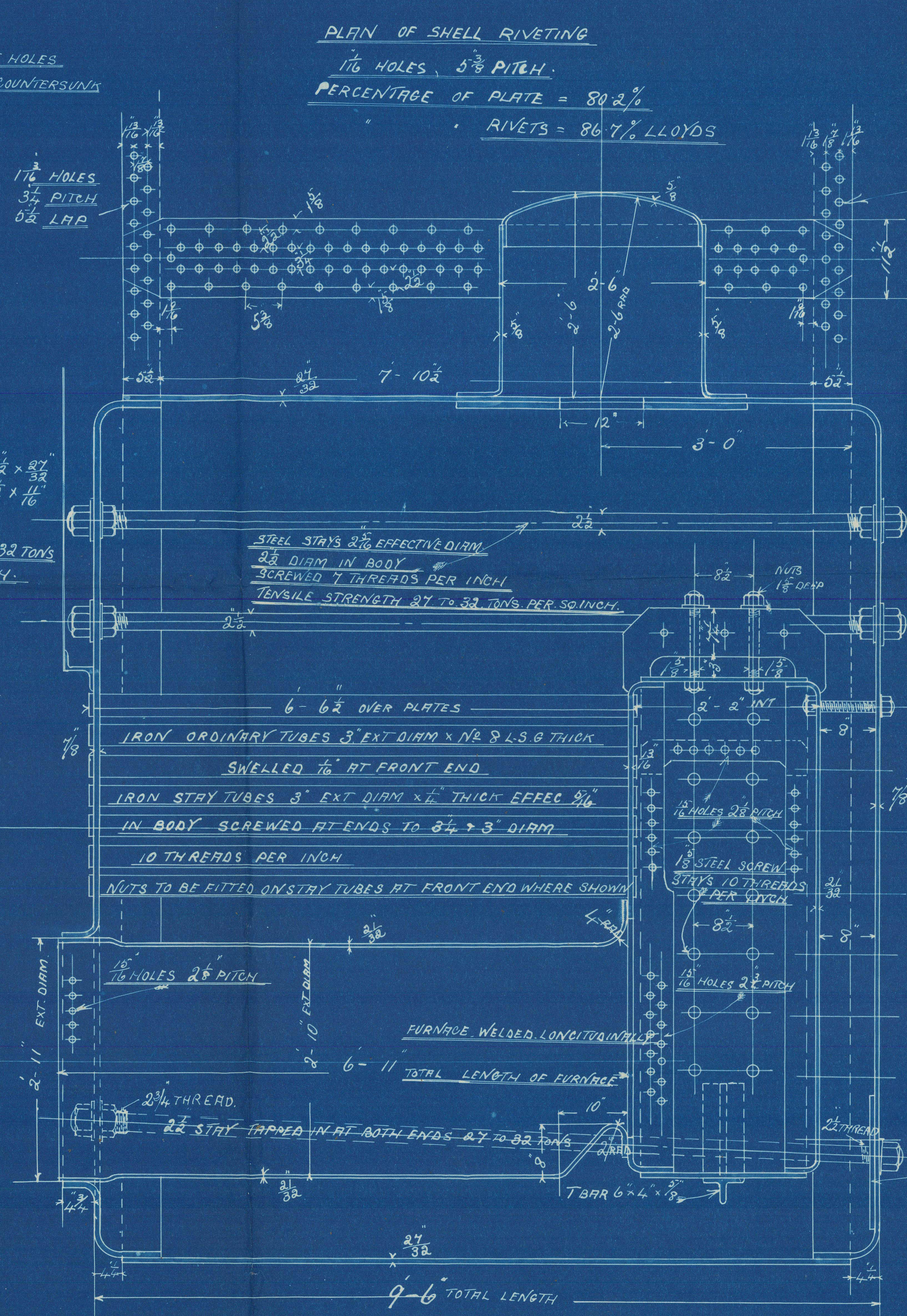
SCALE = 1" = 1 FOOT

DIMENSIONS

LENGTH OF FIRE BARS	4-6
AREA OF FIRE GRATE	24.5
DIAM OF TUBES OUTSIDE	3"
LENGTH OF TUBES	6-6 $\frac{1}{2}$ "
N ^o OF TUBES	142
AREA THROUGH TUBES	5.2
SURFACE OF TUBES	716
TOTAL HEATING SURFACE	900
WORKING PRESSURE	160 LBS



DOUBLING PLATE ROUND MANHOLE
2" THICK
ALL 1" RIVET HOLES
INNER ROW COUNTERSUNKS



LLOYD'S REGISTER OF SHIPPING
LONDON
HULL

W. BARLEY & SONS
MARINE ENGINEERS
HULL

N^o A 90 & 91

54213
17.5.05

W1565-0139

amended plan

Earle's Co. Ltd


- a 90 + a 91 Bhs

for Goolie S + R Co Ltd -

- No 81 + 82 s/s

W.P. 160th

RETAIN




s/s Reeve

Hull Report No. 17405

s/s Raven

Hull Report No. 17502



W1565-0139



© 2021

Lloyd's Register
Foundation