

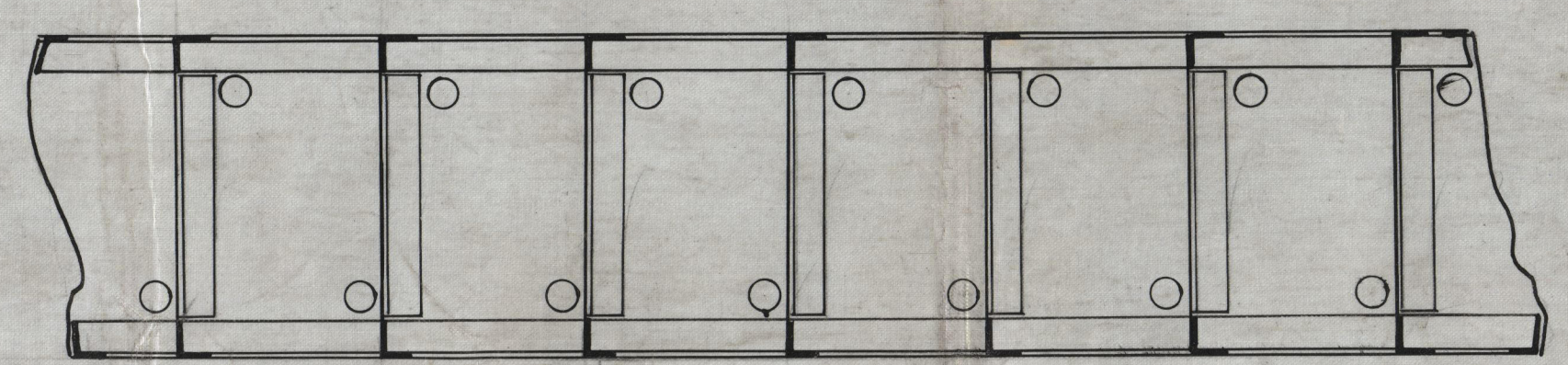
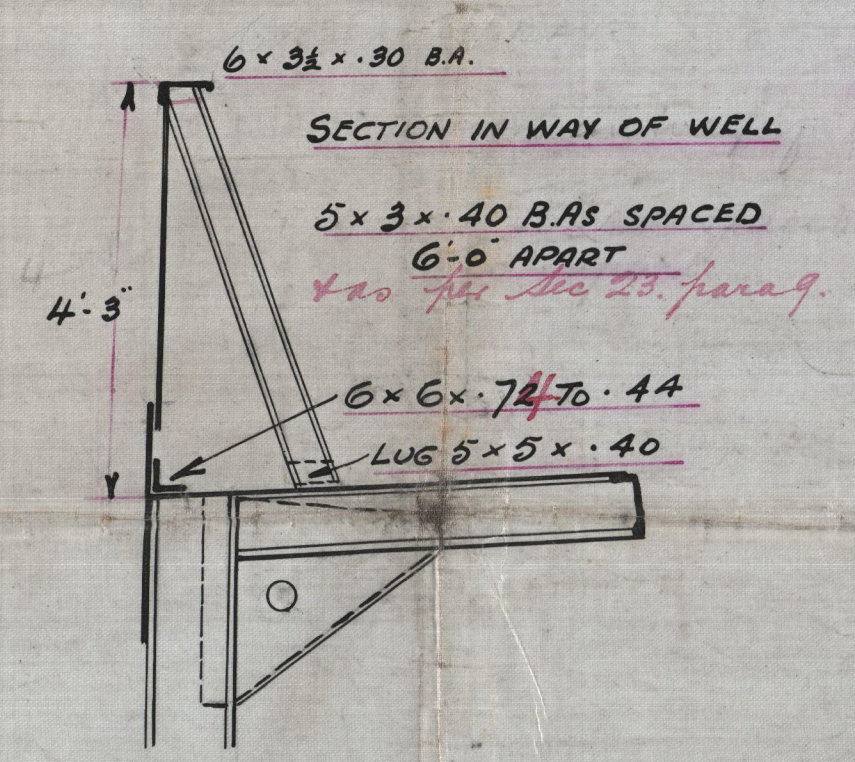


20.4.11
25.5.11
7.6.11
7.7.11
9.8.11
8.9.11
9.10.11
13.10.11
26.10.11
5.12.11
22.12.11
7.1.12

PROPOSED T.S. STEAMER. 467'-6" x 56'-9" x 34'-8". MIDSHIP SECTION.

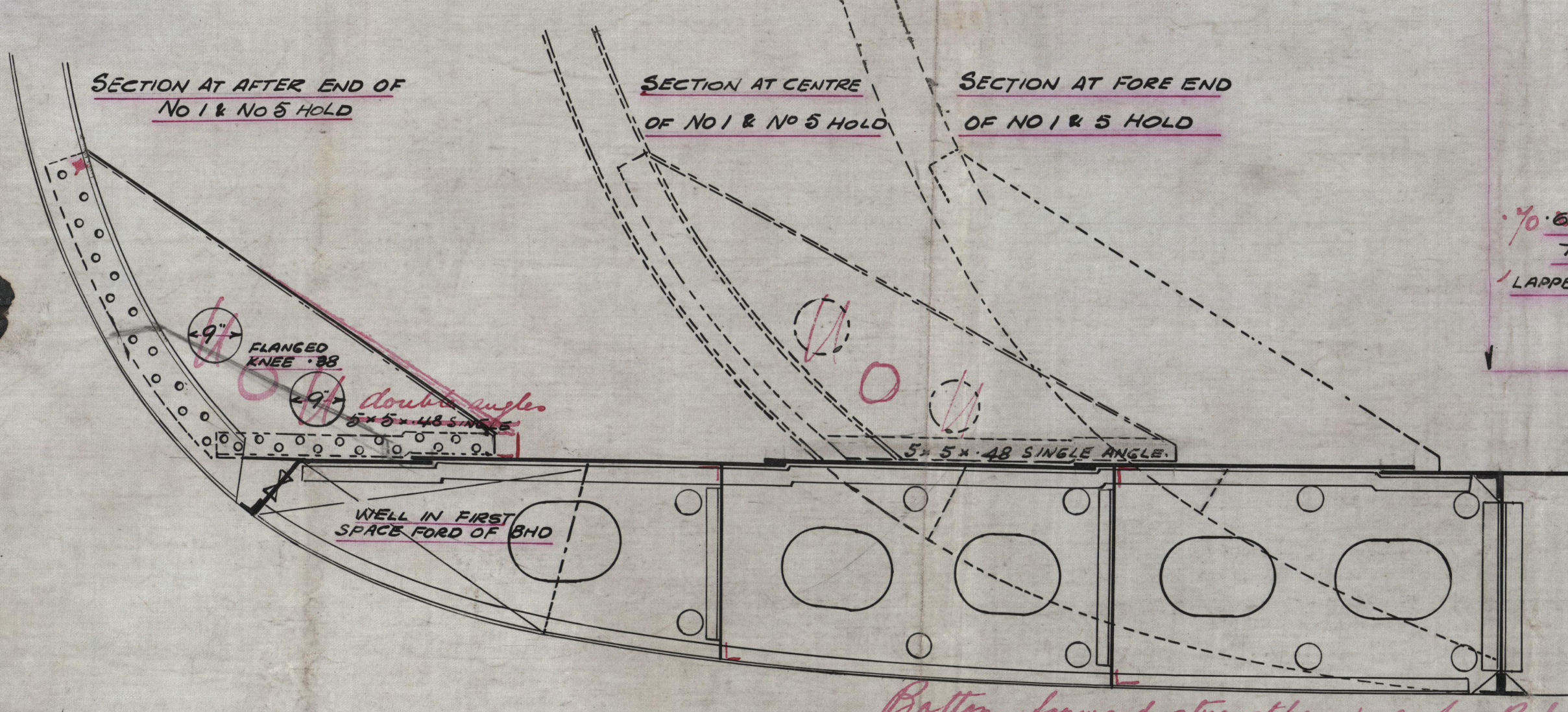
SCALE 1/2" = 1 FOOT.

C.10.11.9

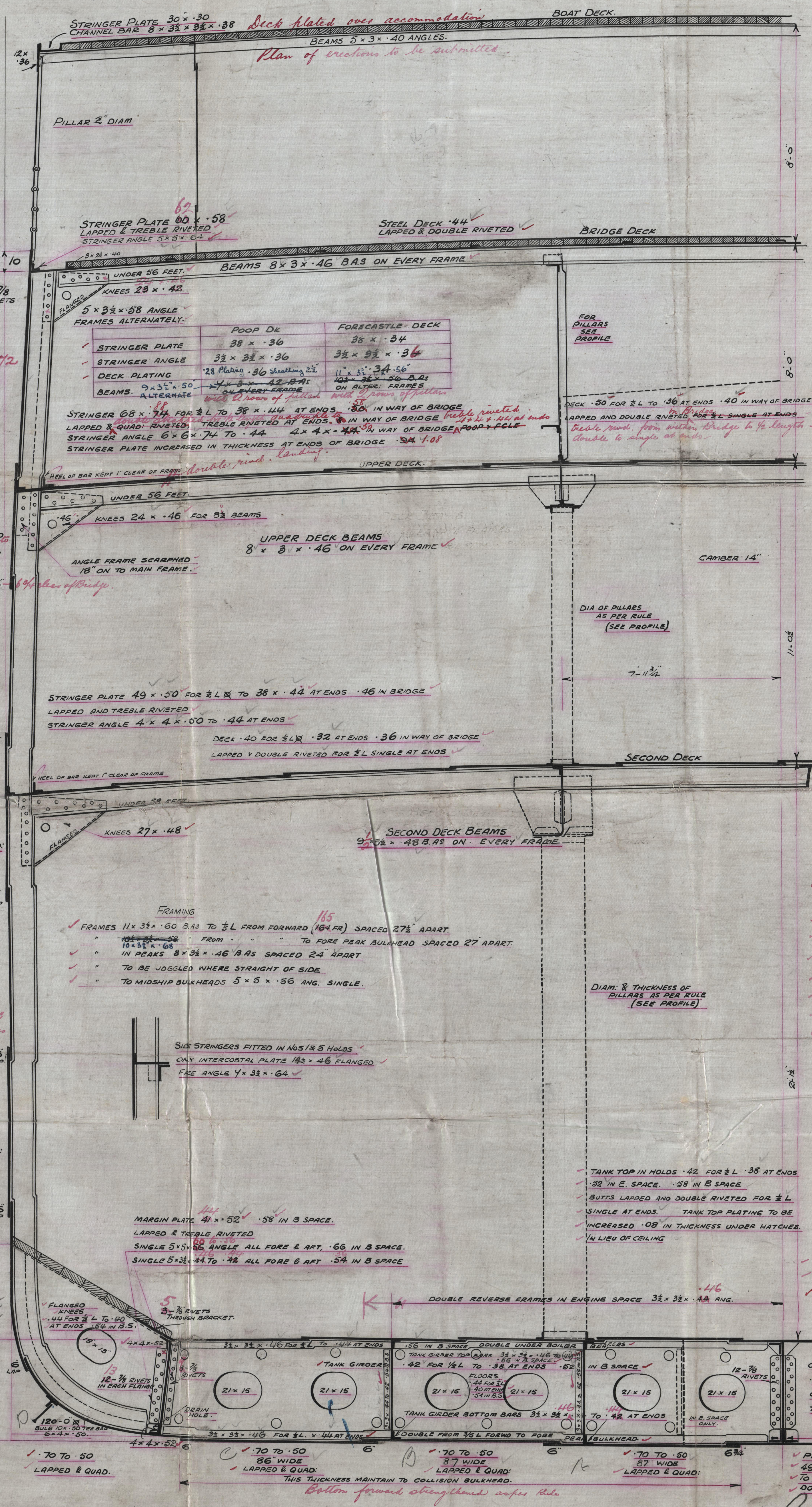


ARRANGEMENT OF AIR & DRAIN HOLES IN CENTRE GIRDER.

SKETCH OF DOUBLE BOTTOM IN WAY OF NO 1 AND NO 5 HOLD.



Bottom forward strengthened as per Rule.



PRINCIPAL DIMENSIONS

LENGTH BETWEEN PERPS	467'-6"
BREADTH MOULDED	56'-9"
DEPTH	34'-8"
" OF HOLD	21'-1/2"
CLASS 100 A1, LLOYDS.	

LLOYDS NUMERALS

BREADTH MLD	56.75
DEPTH MLD	34.66
LENGTH B.P.	467.5
42734.1' LONGITUDINAL N6	

PROPORTIONS

DEPTHS TO LENGTHS	13.49 TO UPPER DK
"	" 10.96 TO BRIDGE DK

FORGINGS

STEM	11 x 2 1/2"
STERNPOST	7.5. 11 x 3 1/2"
RUDDERHEAD	XC AS PER FORMULA.

BULKHEADS AMIDSHIPS

ENDS AS PER RULE	
PLATES	.40 AT DOUBLE BOTTOM .30 AT U.D.K.
SEAMS	JOGGLED & PLATED VERTICALLY
VERTICAL STIFFENERS	11 x 3 1/2 x 66 B.A.S. SPACED 30" APART
BULKHEAD BEAMS	4 x 4 x .40 SINGLE ANGLES
"	TANK TOP ANGLES 4 x 4 x .40 DOUBLE.

EQUIPMENT No 44464. to be kept under.

2 STOCKLESS BOWER ANCHORS	77 CWT	46000
"	65 1/2 "	
1 STREAM ANCHOR	22 CWT EX STOCK	
1 KEDGE	10 "	
300 FATHOMS STUD CHAIN CABLE	2 1/8" DIA.	
120 "	STREAM "	1 1/8" OR 5" STEEL WIRE
130 "	TOWLINE	1 1/2" HEMP OR 5 1/2" STEEL WIRE
TWO MANILLA WARPS	100 FATHOMS EACH	8 "
TWO "	100 "	8 "

TANK TOP CENTRE PLATE 47' x 54' FOR 1/2 L

70' x 44' AT ENDS	.58 IN B SPACE. LAPPED & TREBLE RIVETED
RIVETED	

CENTRE GIRDERS 44' x 58' FOR 1/2 L TO .46 AT ENDS

64' IN B SPACE	LAPPED AND TREBLE RIVETED
CENTRE KEELSON LUGS	5' x 5' x .60 FOR 1/2 L. .70 IN B.S. TO 25' x 3 1/2' x .46 AT ENDS.
5' x 5' x .62 TO .56 AT ENDS.	

PLATE KEEL

49' x 1-1/4 FOR 3/8 L	
75' .60 AT ENDS	
DOUBLE STRAPS	TREBLE RIVETED.

Palmer's S. & O. Co.
Y. S. S. No. 819.

467'-6" x 56'-9" x 34'-8" Wld.

Class 10 A.

Midship Section.

S.S. CITY OF MARSEILLES

NEWCASTLE-ON-TYNE

REPORT No. 63662

X1155-0053



© 2020

Lloyd's Register
Foundation