

BOILER NO. 978.

WORKING PRESSURE = 265 lbs./sq. in.

TEST = 448 lbs./sq. in.

2 OFF.

LLOYDS SURVEY.

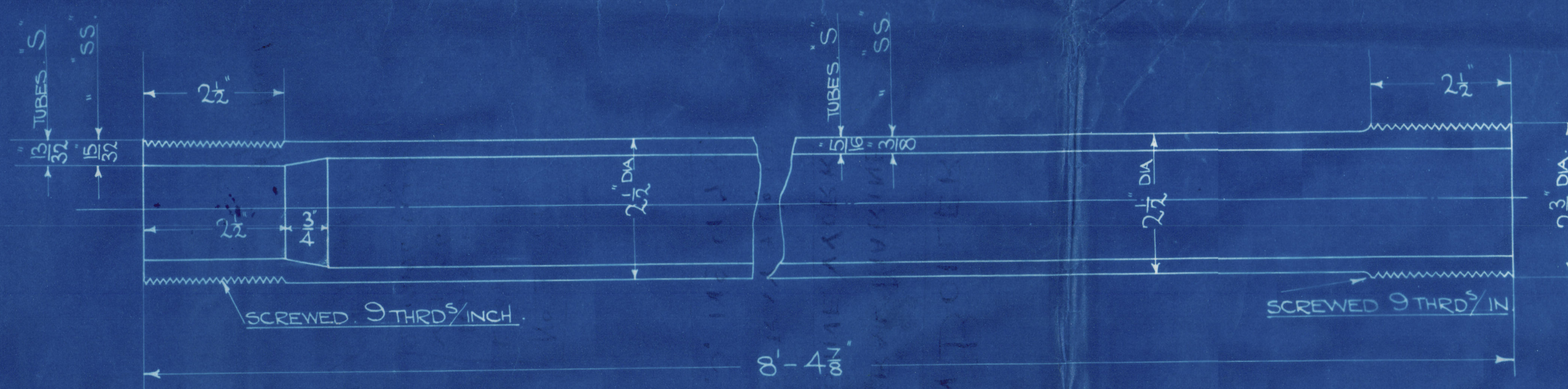
SCALE 1" = 1 FOOT.

TO BE FITTED WITH HOWDENS SYSTEM OF FORCED DRAUGHT.

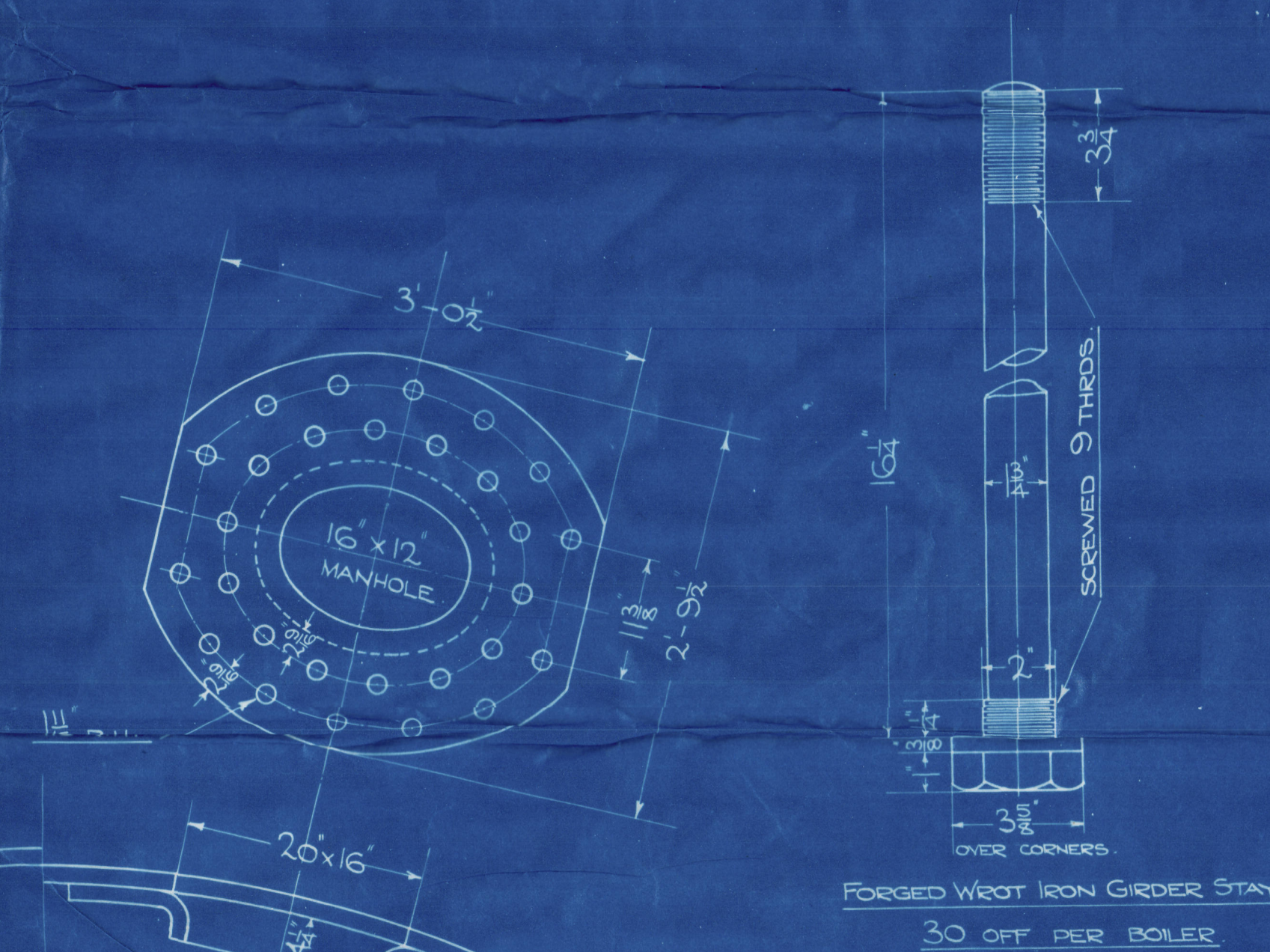
LIMIT OF TENSILES.			
SHELL & BUTT STRAPS	31 TO 34	SIEMENS-MARTIN STEEL	
GIRDER PLATES	28 - 32		
ALL OTHER PLATES	26 - 30		
LONGITUDINAL STAYS	28 - 32		
SCREWED STAYS	26 - 30		
RIVET BARS	26 - 30		
FORGED GIRDER STAYS	2 1/2 MIN.	WROUGHT IRON.	
TUBES	-		

BOILER PARTICULARS.

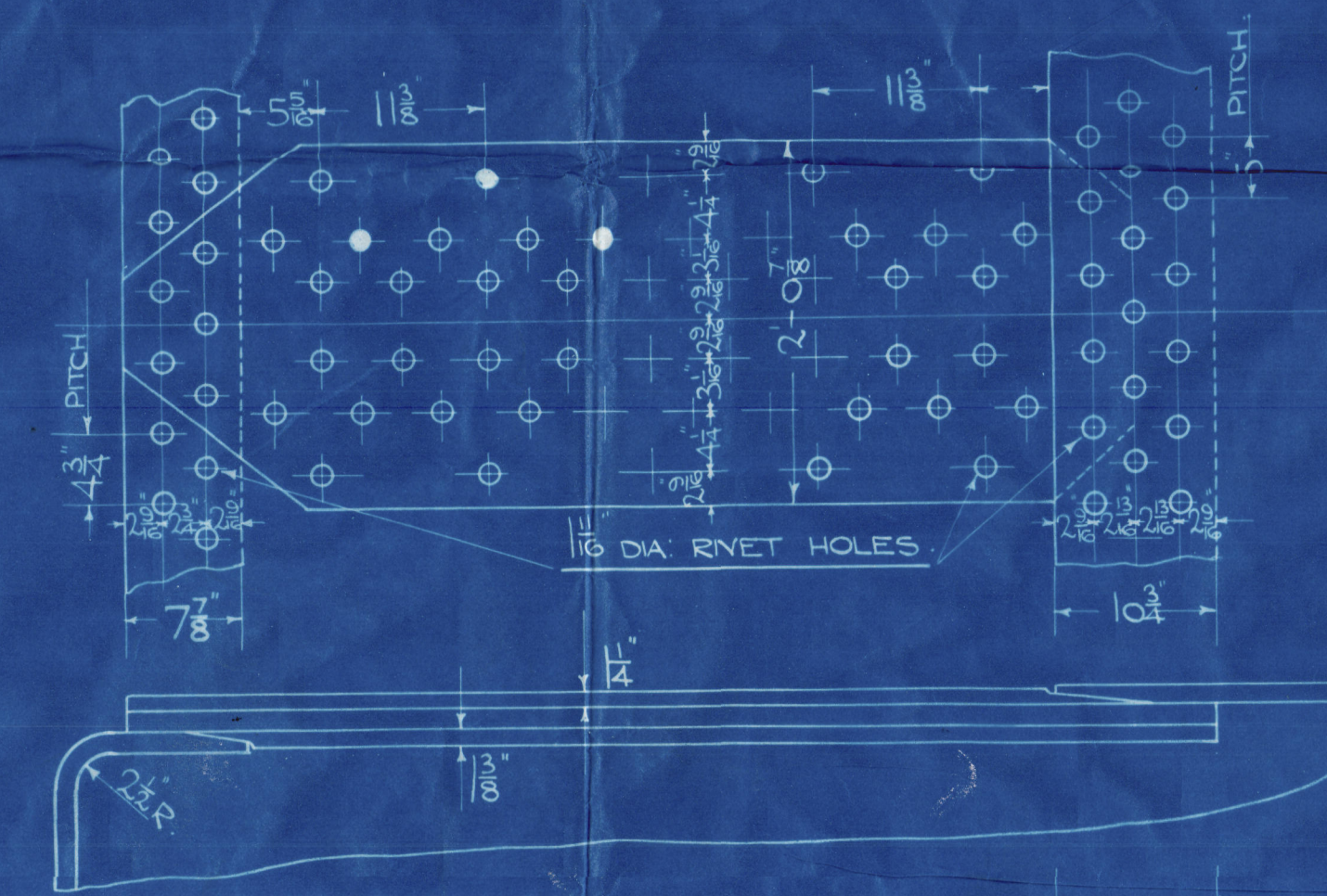
	1 BOILER	2 BOILERS
HEATING SURFACE OF TUBES	2125 sq. ft.	4250 sq. ft.
" " FURNACES	176 "	352 "
" " COMB. CHAMBERS	250 "	500 "
" " BACK-TUBE PLATES	42 "	84 "
" " FRONT "	34 "	68 "
TOTAL	2627 sq. ft.	5254 sq. ft.
GRATE SURFACE (5' x 3' BARS)	58.6 sq. ft.	117.2 sq. ft.
RATIO $\frac{H.S.}{G.S.}$	1:44.7	



DETAIL OF STAY TUBES.



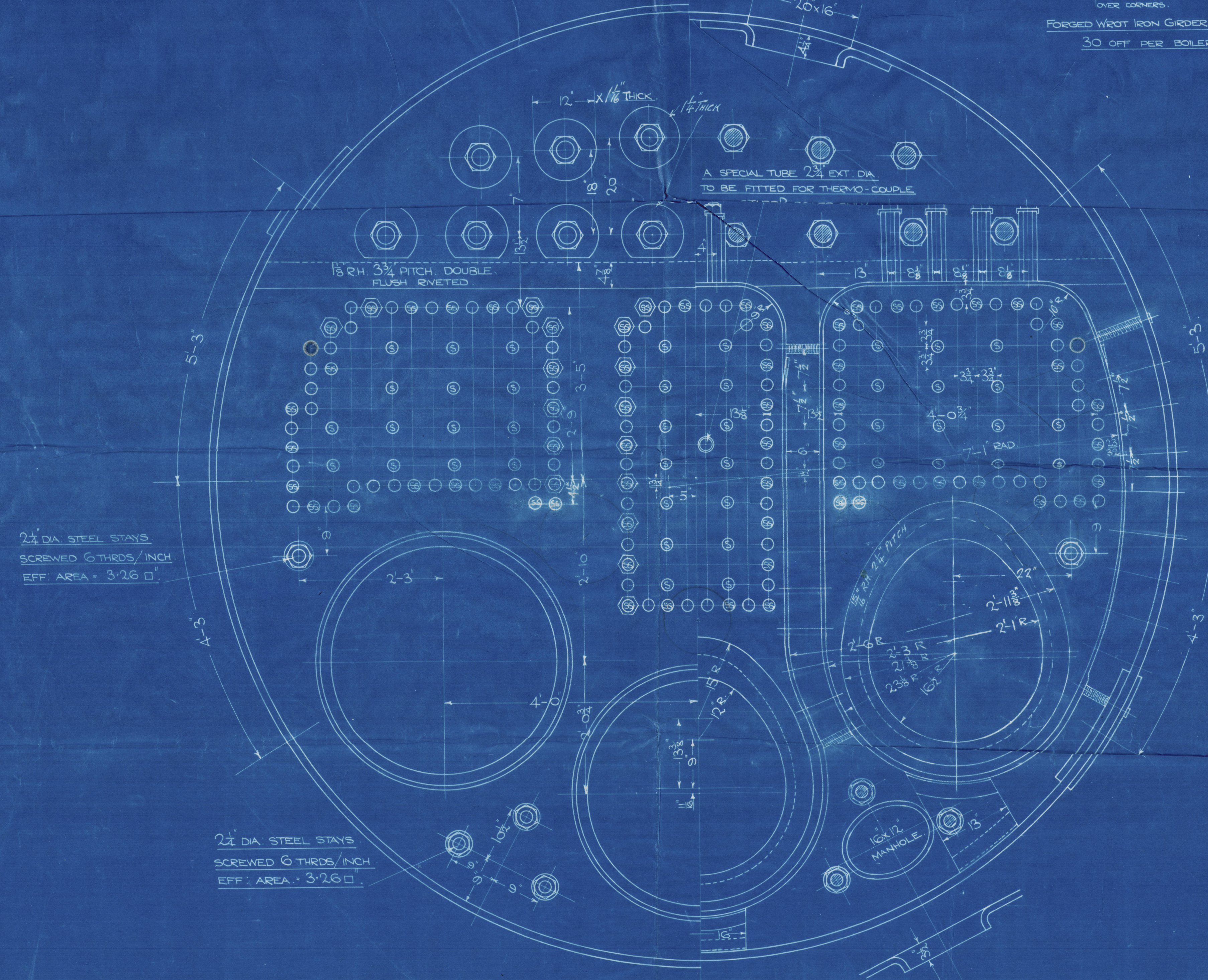
FORGED WROUGHT IRON GIRDER STAYS
30 OFF PER BOILER




SCREWED STAYS.

MARK	DIA.	THREAD	EFF. AREA
○	1 3/4"	9	2.03 sq. in.
⊙	2"	9	2.71 sq. in.


ALL SCREWED STAYS TO BE NUTTED AT BOTH ENDS EXCEPT AT SHELL.



No 978.



CENTRAL MARINE ENGINE WORKS,
WEST HARTLEPOOL.



21. 880
17/11/25

41265
97.8



MAIN BOILERS

CENTRAL MARINE
ENGINE WORKS

VVM GRAY & Co LD

S.S. No 978.

No 3679
LLOYD'S TEST
448 LBS
VVP 265 LBS
24' 2126 TRDS

S.S. "City of Bath"

WEST HARTFORD Rpt 16411.

XII/55-0013



© 2020

Lloyd's Register
Foundation