

28.8.06

Note

The depth of the floors having been increased to 16", the moulded depth was increased to 11'-10", and the camber of the deck made 6" in order to retain the depth of hold required by the Owners. V.S. - 11'-0"

arw


MIDSHIP SECTION

STEEL SCREW TRAWLER.

S.S. No 390

BIM^{MS} LENGTH 96'0" BREADTH 20'6" x 11'-10" DEPTH M.L.P.
SCALE 1/2" = 1 FOOT.

TO BE CLASSED 100.A.1 AT LLOYDS FOR FISHING PURPOSES
ENGINE & BOILER CASING AS PREVIOUSLY APPROVED
DECK PLATED IN WAY OF ENGINE & BOILER CASING



EQUIPMENT

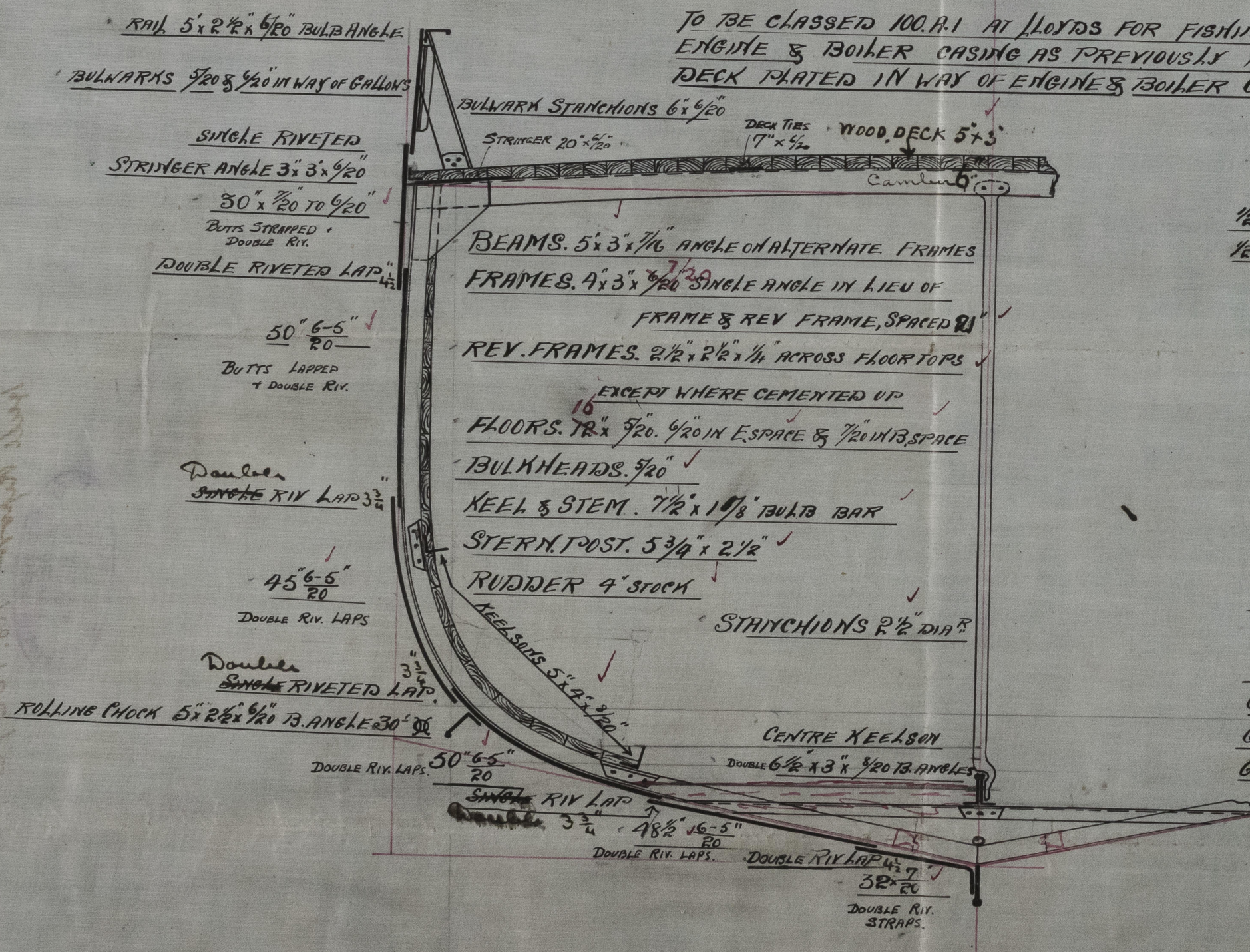
1/2 BIRTH	18'66"	18-91
1/2 BREADTH	10'20"	10-20
DEPTH	12'00"	12-25
	40'86"	41-36
		95
		95' LENGTH AS PER RULE
	3881	70 2 ND 110 3929.2

PROPORTIONS

DTOL	7.75
B/L	46

EQUIPMENT

1 ST BOWER	4 1/4 CWTs.	EX. STOCK
2 ND "	4 "	" "
3 RD "	2 1/2 "	" "
60 FATHOMS	1 1/2" STUD LINK CABLE	
60 "	5 1/2" HANSEK	
60 "	3 1/2" WARP	



C.B.
28.8.06.

arw
27.8.06


Cochrane & Sons

No. 390.

Midship Section

s/s Nord River

Hull Report No. 18676



Donner

Donner

Donner

Donner

Donner

Donner

Donner

Donner

Donner

Donner

Donner

Donner

Donner

Donner

Donner

Donner

Donner

Donner

W1541-0214



© 2020

Lloyd's Register
Foundation