



PRINCIPAL DIMENSIONS:

LLOYD'S NUMERALS


65'-0" B.P.
15'-0" BREADTH ML.
4'-6" DEPTH

TRANSVERSE N° 22.5
LONGT " 1462.5

ANCHORS CHAINS & WARPS.

2 ANCHORS EACH 2 1/2 CWTs EX STOCK
60 FATHOMS 5" STUD LINK CHAIN
60 " 5" HEMP HAWSER
60 " 2 1/2" WARP

11.1.13.
31.1.13



ON ALTERNATE FRAMES

BEAMS 12 BEAMS + CARLINS 4" x 3" x 3"
THRU BEAMS 4 1/2" x 3" x 30
FRAMES 2 1/4" x 2 1/4" x 22 SPACED 20"
RUDDER HEAD 3 1/4" DIAMETER

SIDE PLATES 24" THICK

Midship

BULKHEAD PLATES 26"
FRAMES DOUBLE 2 1/4" x 2 1/4" x 22"
BEAMS SINGLE 4" x 3" x 3"
VERTICAL STIFFENERS 2 1/2" x 2 1/2" x 25"
30 APART NO BRACKET
MAIN DECK 22" PLATED IN WAY OF
BOILER CASING 14" x 22" AT
ENDS
TIE PLATES 5" x 22"

6" x 3"
2/3 LENGTH
ABOUT 40' 36"
2 1/4" x 2 1/4" x 22"

FRAMES
PUNCHED TO TAKE
CEILING, SEE SPEC

Profile + deck plans
showing structural ang.
to be submitted.

Reverse frames doubled in
E + B space.

6" x 3/8"
4" x 3" x 1/2"

REVERSE FRAMES 2 1/4" x 2 1/4" x 22" TO UPPER TURN OF BULGE
FLOORS 8 1/2" x 22" ENGINE SEATS 3" BOILER SEATS 4"
SPACE 26" SPACE 22"

HEEL PIECES 3' 0" 3/4 LENGTH 36"
WATER COURSES
ON EITHER SIDE
OF CENTRE LINE

KEEL & STEM 5" x 1 1/8"
STEM FRAME 5" x 2 1/4"
Rudder
Propeller frame 5 1/2" x 2 1/4"



RIVETING SHELL 5/8" DIAM LAPS SINGLE 2 1/4" WIDE
BUTT LAPS DOUBLE 4 1/4" WIDE
GARB " STRAP " 8"
RIVETS LEFT PROMINENT TO LIGHT W/ FLUSH ABOVE

15
Midship Section
Case No
Yalmouth

July No 154

8/5/13
S. M. mas
30 JAN 1913

Sal. 5748



© 2020

Lloyd's Register
Foundation



© 2020

Lloyd's Register
Foundation