


9/8/09

SUNDERLAND ENGINE WORKS

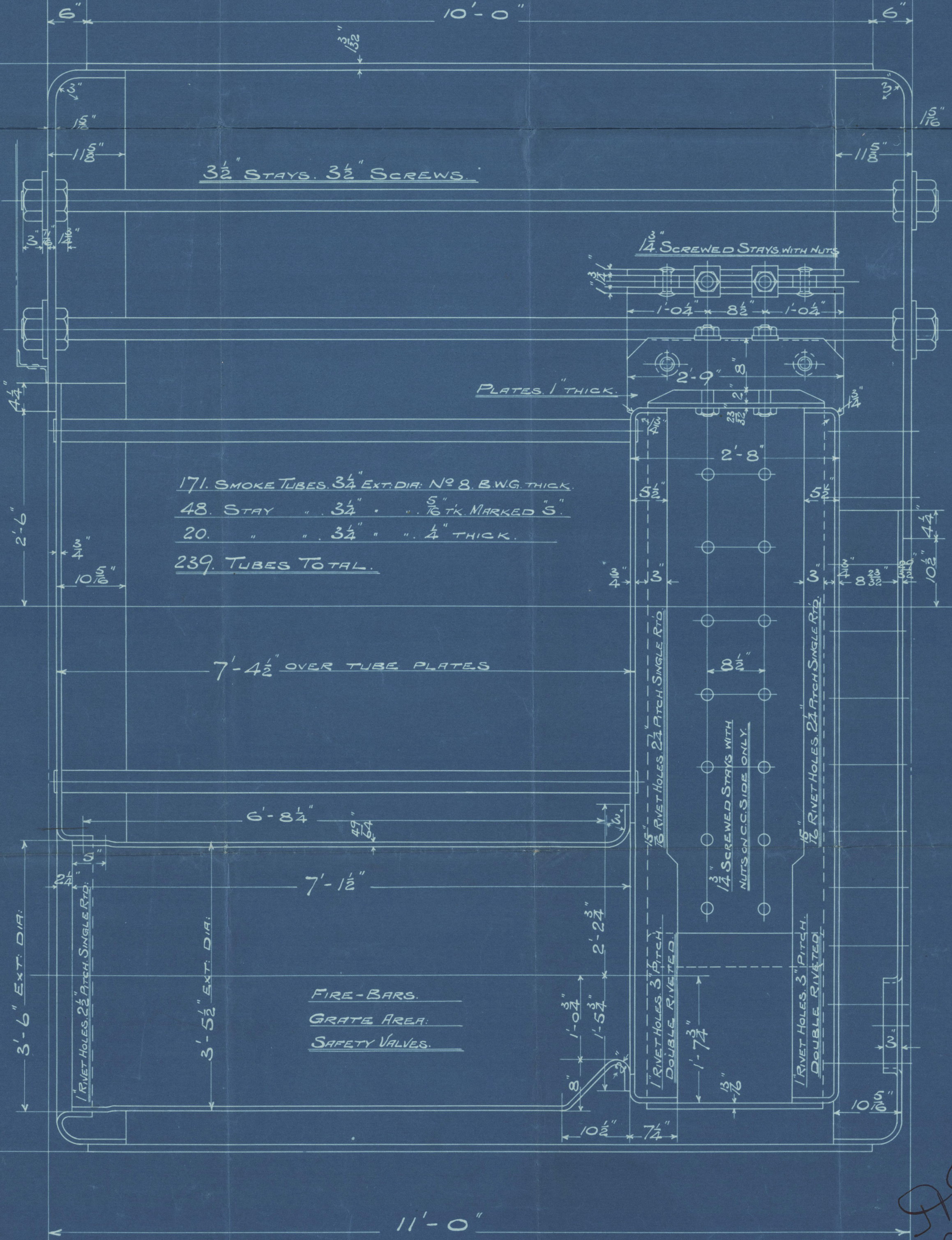
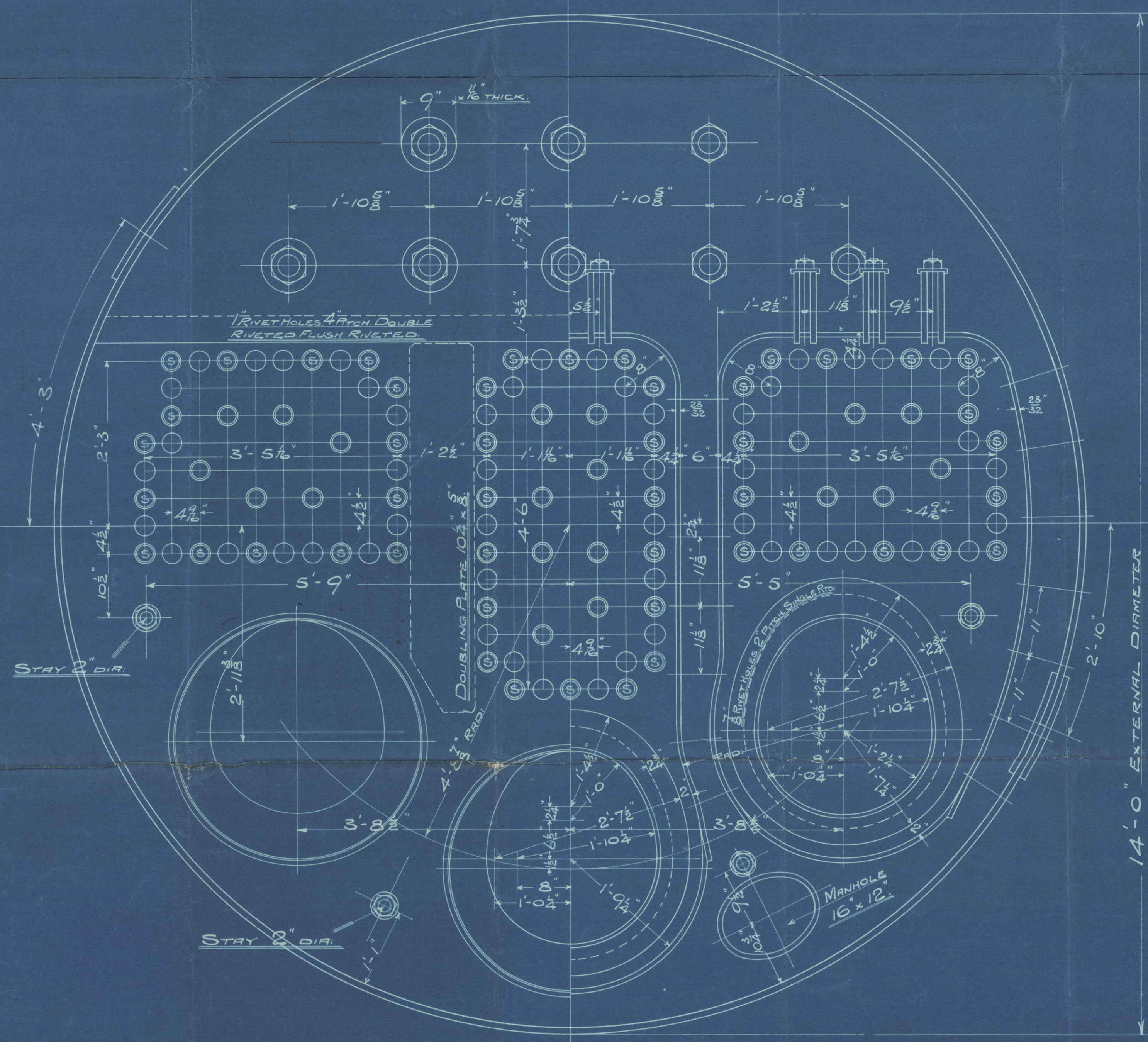
BOILER

TRACING 3164 SCALE: 1 INCH TO A FOOT SCHEDULE "L"

WRITTEN DIMENSIONS ONLY TO BE TAKEN



TO PASS LLOYD'S SURVEY		
SHELL = 22.58 (175-2) 185.4	1802 LBS PER	
WORKING PRESSURE	180	
TEST	360	
HEATING SURFACE ON TUBES	1500 SQ. FEET	
" " OTHER PARTS	402	
" " TOTAL	1902	
Ex. FRONT TUBE PLATE	1868	
EFFECTIVE AREA OF STAYS		
3 1/2" STAY TUBES 1 1/2" x 9" THREADS PER IN.	217	SQ. INCHES
3 1/2" " " 1 1/2" x 9" " " " "	164	" "
3 1/2" MAIN STAYS	6	8.48
2" " " 6	"	2.51
2" SCREWED	11	2.79
1 1/2" " " 11	"	2.43
1 1/2" " " 11	"	2.1
ALL PLATES, RIVETS & STAYS - STEEL -		
TUBES - WROUGHT IRON -		
HOLES TO BE DRILLED IN PLACE AFTER BENDING.		
TENSILE STRENGTH OF SHELL PLATES NOT LESS THAN 28 TONS		
" " GIRDER	28	
" " MAIN STAYS	23	



DRAWN BY J.A.S.
CHECKED BY J.A.S.
TRACED BY J.A.S.
CORRECTED BY J.A.S.
TRACING TO 3164

ARR
9.8.09
9/8/09

CONTRACT 1910, 3.OFF.
CONTRACT 1911, 3.OFF.
CONTRACT 1924, 3.OFF.

Craig Taylor-16

137. 138 - 139


N. E. M. Eng 60 L

1910 - 1911. 1924


Benwood


180h

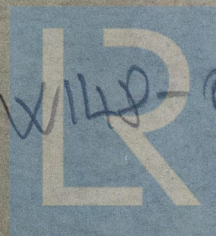
137.	138	139
N° 2792	N° 2797	N° 2802
360 us	360 us	360 us
J.T.F. 12.11.09	J.T.F. 3.12.09	J.T.F. 22.12.09

J. J. " Benwood 
Sld Y. E. Rpt no 24304

W148-0012




Sps. Pengrove
Sld F. E. Rpt 24404.



© 2021

W148-0012

Lloyd's Register
Foundation