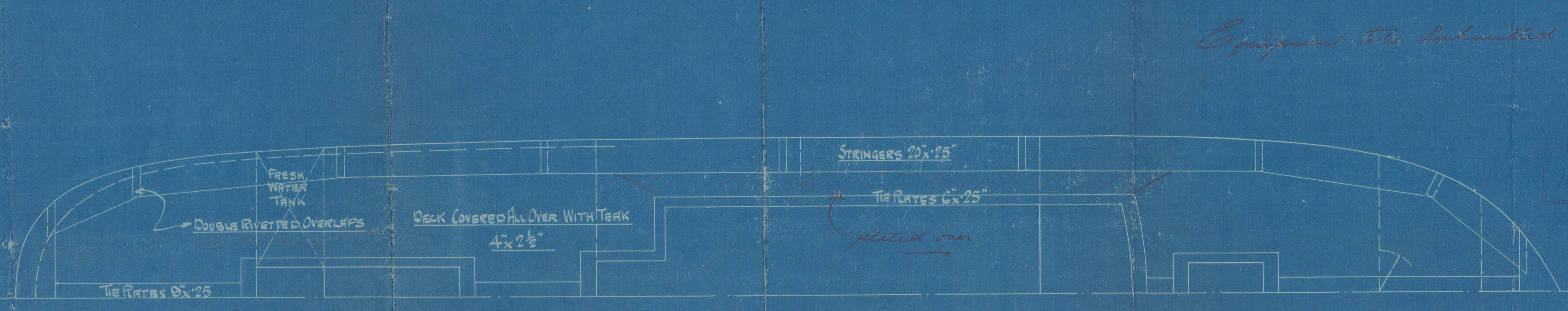



FRAMES 2 1/2 x 2 1/2 x 25" SPACED 20" APART TO BE DOUBLE AT BULKHEADS
 REVERSE FRAMES 2 1/4 x 2 1/4 x 25" EXTENDING ACROSS TOP OF FLOORS UP TO DECK
 ON EACH FRAME IN MACHINERY SPACE & ON EACH ALTERNATE FRAME FORWARD & AFT
 OTHERS CARRIED TO C ABOVE SIDE KEELSON.
 SIDE STRINGER TWO ANGLES BACK TO BACK 3 1/2 x 3 x 25" & RIVETTED TO
 REVERSE BAR & LUG ON EACH FRAME
 CENTRE KEELSON DOUBLE ANGLES 3' x 3' x 25"
 BULGE " " " 2 1/2 x 2 1/2 x 25"
 FLOORS 12' x 25" TO BE 3" IN MACHINERY SPACE
 STEM & KEEL BARS 5' x 1 1/2" IRON
 STERN POST 5' x 1 1/4" TEAK DECK RAILS 4' x 2 1/2"
 RUDDER STOCK 3 1/2" DIA. SWELLED TO 3 3/8" DIA FROM BOTTOM OF (to be as per rule)
 STUFFING BOX UP
 BULKHEADS 2" THICK STIFFENED WITH ANGLES 2' x 2' x 2" SPACED ABOUT 30" APART.
 DECK BEAMS 4' x 3' x 3" ON EACH FRAME WITH REVERSE BAR TO DECK = alternate frames
 ALL SHEEL BUTT STRIPS DOUBLE RIV. & 1/8" THICKER THAN PLATE



Job No. 235.

3-11-14


LONG SECTION OF STEEL SCREW PASSENGER STEAMER LENGTH 76'-0" FEET. O.H. 68'-0" B.P. x 15'-8" M.B. x 8'-0" M.D.

SCALE 1/4" = 1 FOOT.

DRAWING No. 1200.



REGISTERED
OCT 1914
LONDON
PLAN

W. J. Yearwood & Sons
No 235.



Midship Section,
Profile & Deck Plan

S.S. "Gynfal"
Liv. Report No. 76632



W1424-0179



© 2021

Lloyd's Register
Foundation