


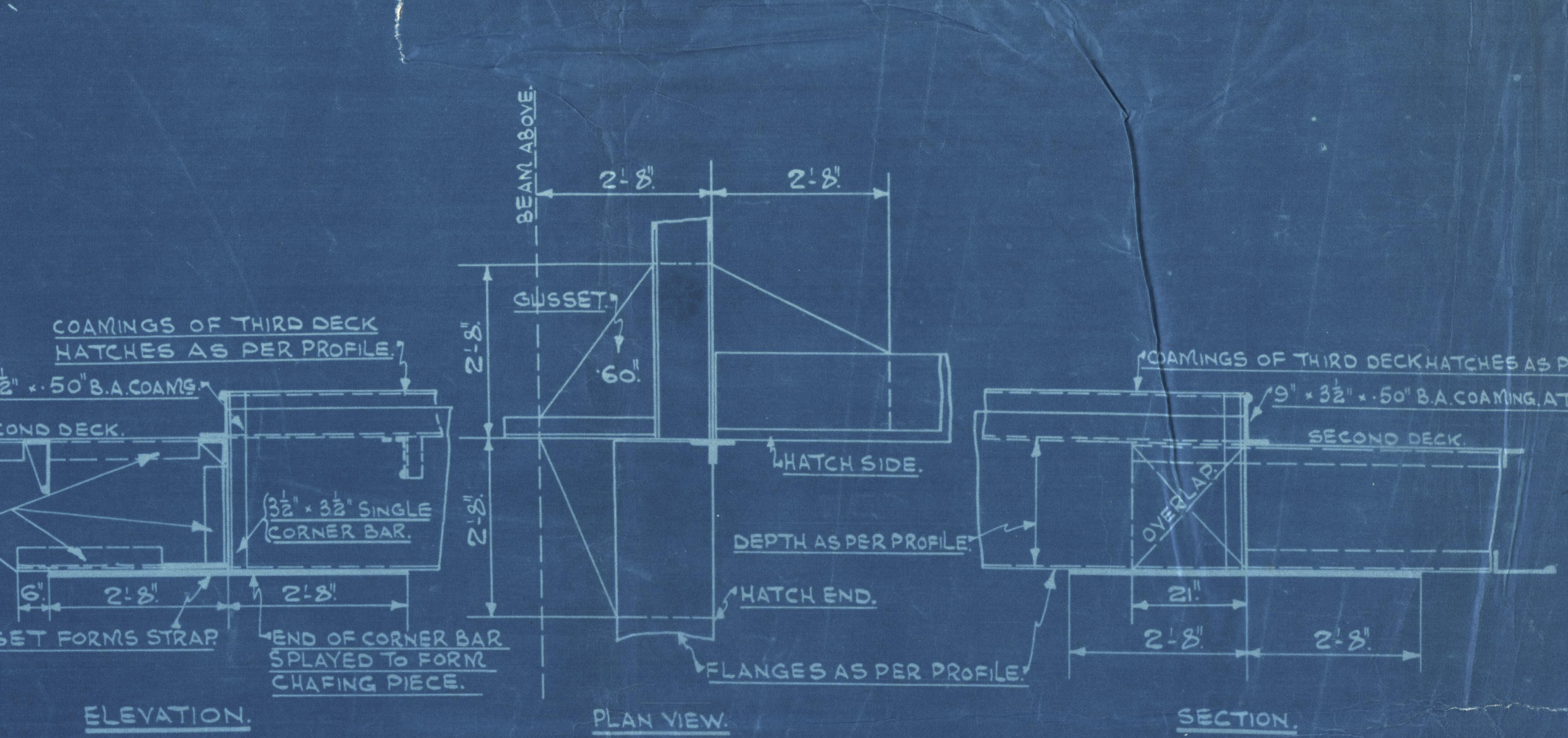
## PROFILE AND DECK PLANS.

SCALE 1/2" = ONE FOOT.  
S.S. 410-0 B.P. x 56-0" BREADTH MILD. x 27-6" DEPTH NILD. TO UPPER DECK.  
20-6" DEPTH NILD. TO SECOND DECK.  
20-6" DEPTH NILD. TO THIRD DECK.

THIRD DECK BEAM RIVETING.  
STRINGER TO BEAMS 3/4 RIVETS 5/16" PITCH ALL FORE & AFT.  
DECK PLATING TO BEAMS 3/4 RIVETS 5/16" PITCH ALL FORE & AFT.



CONNECTION OF UPPER DECK HATCH END BEAMS.




CONNECTION OF SECOND & THIRD DECK HATCH END BEAMS.


## PANTING ARRANGEMENT.

FRAMES 12" x 36" x 1/2" CHANNELS N.B. FROM 1875 TO 1922. INCLUDING BELOW THIRD DECK.  
SIDE STRINGER PACE ANGLES 4" x 3" x 1/2" WITH 4" INTERCORTAL PLATES FITTED IN SHORT LENGTHS BETWEEN FRAMES 32" x 52" x 1/2" SINGLE SHELL LUGS APART PEAK BULKHEAD.  
RIVETS IN TANK SIDE BRACKETS, GUSSETS & ANGLES INCREASED AS PER RULES.

NOTE: SPACING OF RIVETS IN BEAMS & ENDLAPS TO RULE.  
NO INCREASE IN DIAMETER OF RIVETS WHEN PLATE MADE THICKER IN VIEW OF CORROSION.



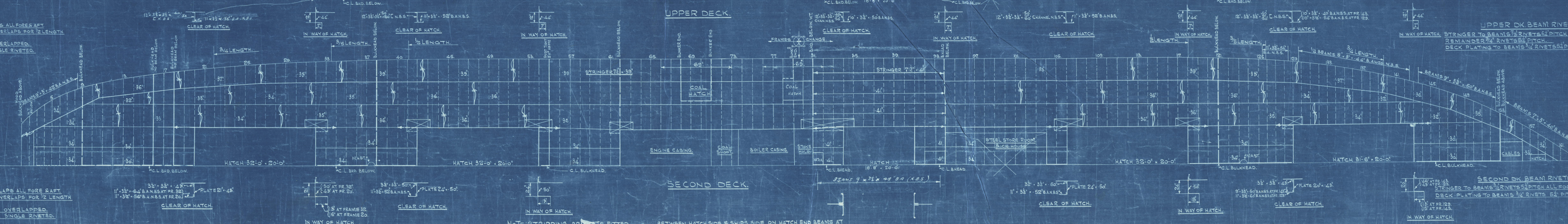
FORECASTLE DECK.



PLAN No. 4  
DRAWN BY R.D.  
CHECKED BY H.D.

1004-5.

1004-5.




NOTE: TRIPPING BRACKETS FITTED BETWEEN HATCH SIDE & SHIP'S SIDE ON HATCH END BEAMS AT UPPER SECOND & THIRD DECK.



Bunderland  
Wray & Sons Ltd

Nº 1004

S.S. "Alphacca" 

Sld. 29786.

Profile and Decks  
(as built)

BUNDERLAND RPT. No.

29786

W141-0021



© 2020

Lloyd's Register  
Foundation