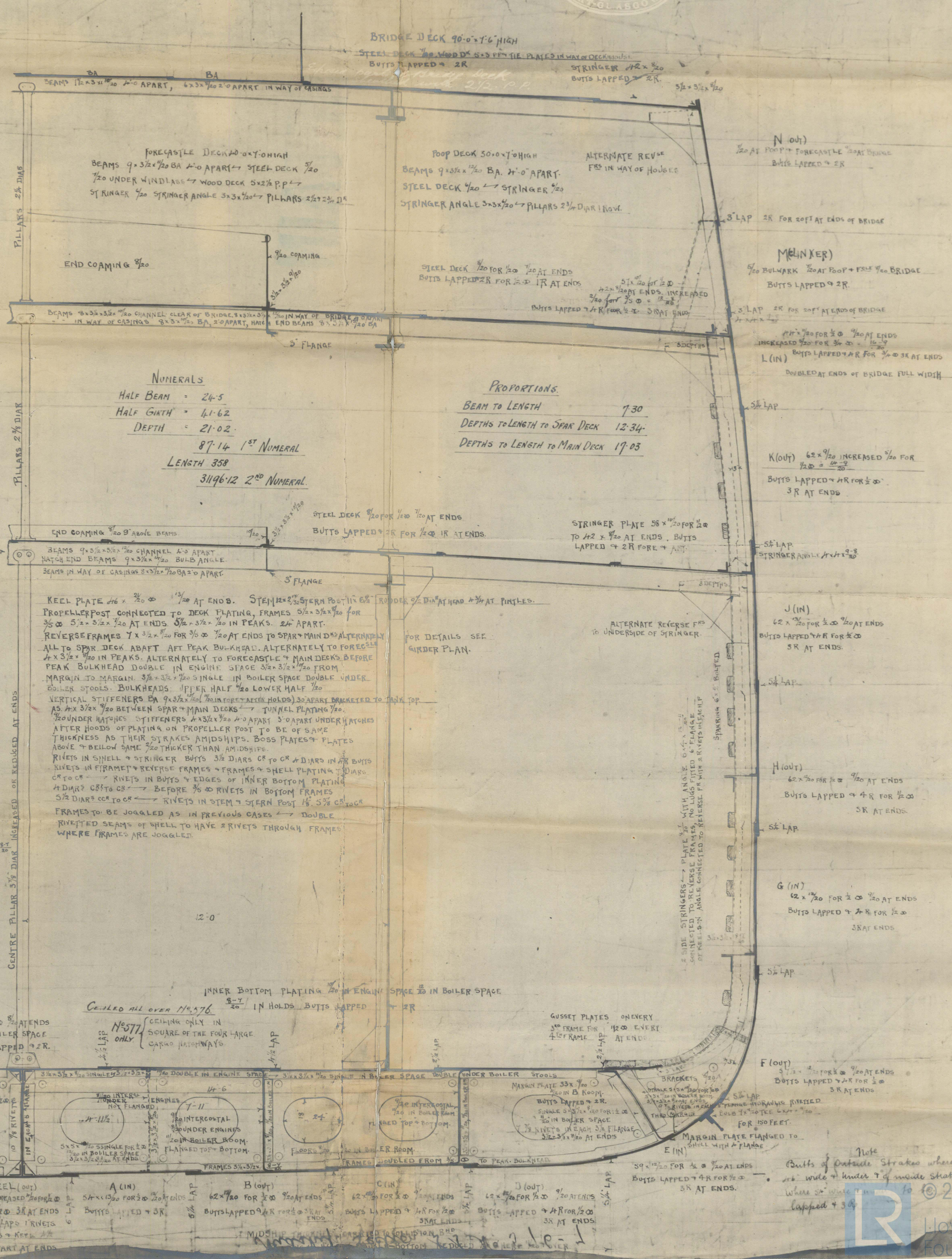


S.S. DONDO
MIDSHIP SECTION S N° 576
DIMENSIONS 360 x 49'3" EX x 42'0" MLD x 28'0" MLD TO SPAR DECK
SCALE 1/2" = 1 FOOT



EQUIPMENT NUMERAL.

HALF GIRTH TO SPAR DECK	44.62
DEPTH TO SPAR DECK	29.00
HALF BEAM	24.5
	103.12
LENGTH	358
	36916.96
ADD FOR ERECTIONS	2039
EQUIPMENT NUMERAL	38955.96

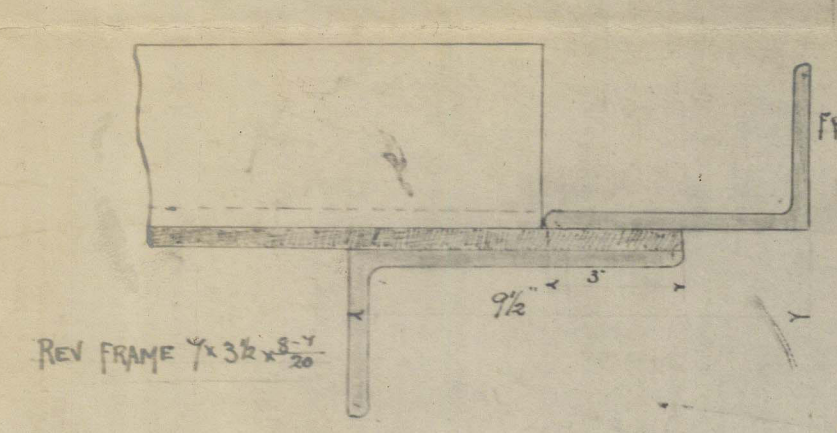
NUMERALS

HALF BEAM	24.5
HALF GIRTH	44.62
DEPTH	21.02
	87.14 1 ST NUMERAL
LENGTH	358
	3146.12 2 ND NUMERAL

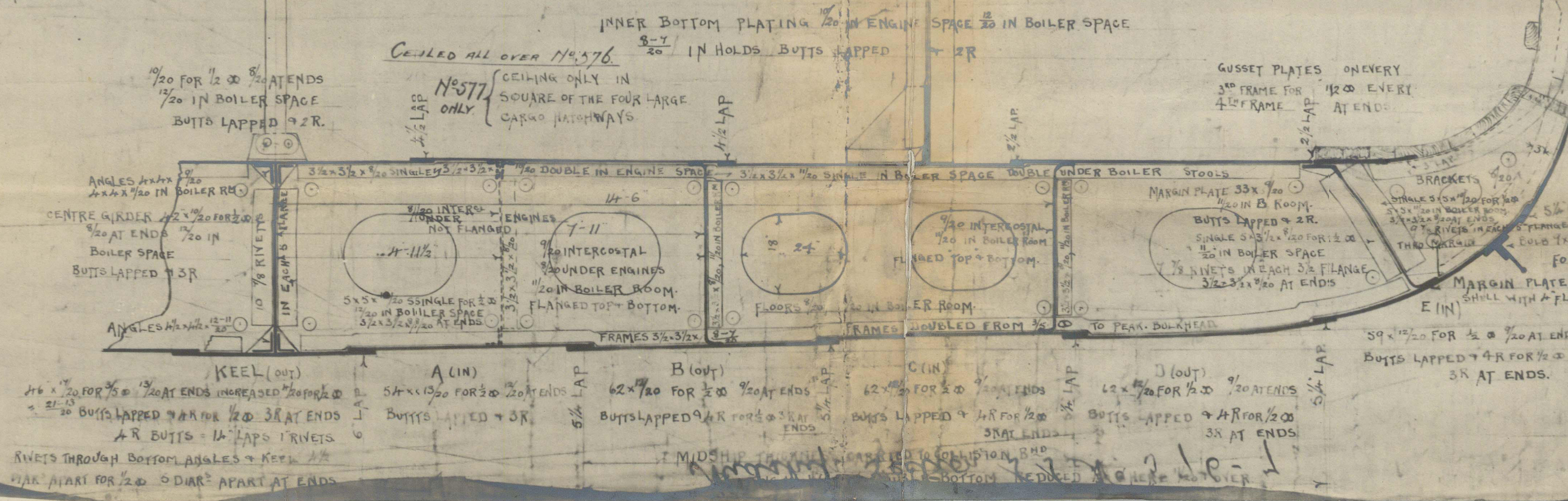
PROPORTIONS.

BEAM TO LENGTH	7.30
DEPTH TO LENGTH TO SPAR DECK	12.34
DEPTH TO LENGTH TO MAIN DECK	17.03

- EQUIPMENT.**
- 1 BOWER ANCHOR 42 CENTS. EX STOCK
 - 1 BOWER ANCHOR 40 CENTS. " "
 - 1 BOWER ANCHOR 37 1/2 CENTS. " "
 - 1 STREAM " 14 " " "
 - 1 KEDGE " 6 " " "
 - 270 FATHOMS 2 1/2" STOD CHAIN CABLE 5/16" 2.14
 - 90 FATHOMS 1 1/2" STREAM CHAIN OR 4 1/2" STEEL WIRE
 - 120 FATHOMS 13" TOWLINE OR 4 1/2" STEEL WIRE
 - 90 FATHOMS 7" HANSEK 4 OFF OR 2 1/2" STEEL WIRE



SECTION OF DEEP FRAMING

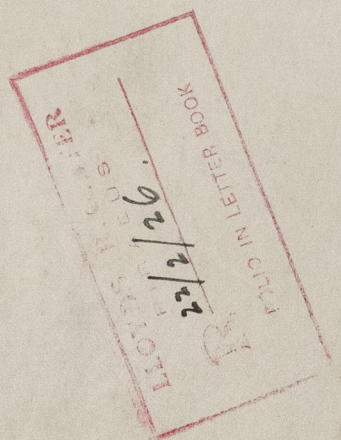


Note
 Butts of Outside Strakes where
 1/2" wide + under 7' of inside strakes
 where 5" wide + under 10' of inside strakes
 lapped + 3R

W408-0025

S. S. Davis

Midship Section



RETAIN

W/1408-0025



© 2021

Lloyd's Register
Foundation