

Profile Deck Plan
12/9/10
15.9.10

PROFILE & DECK PLAN

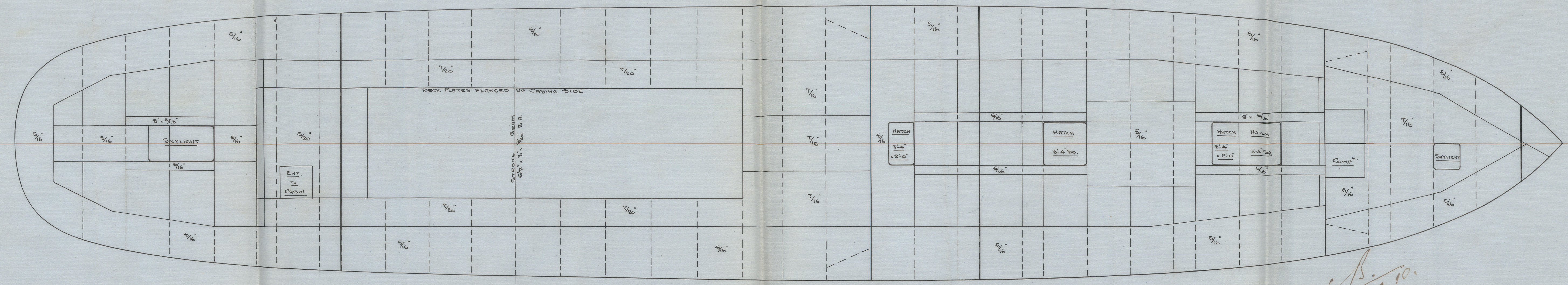
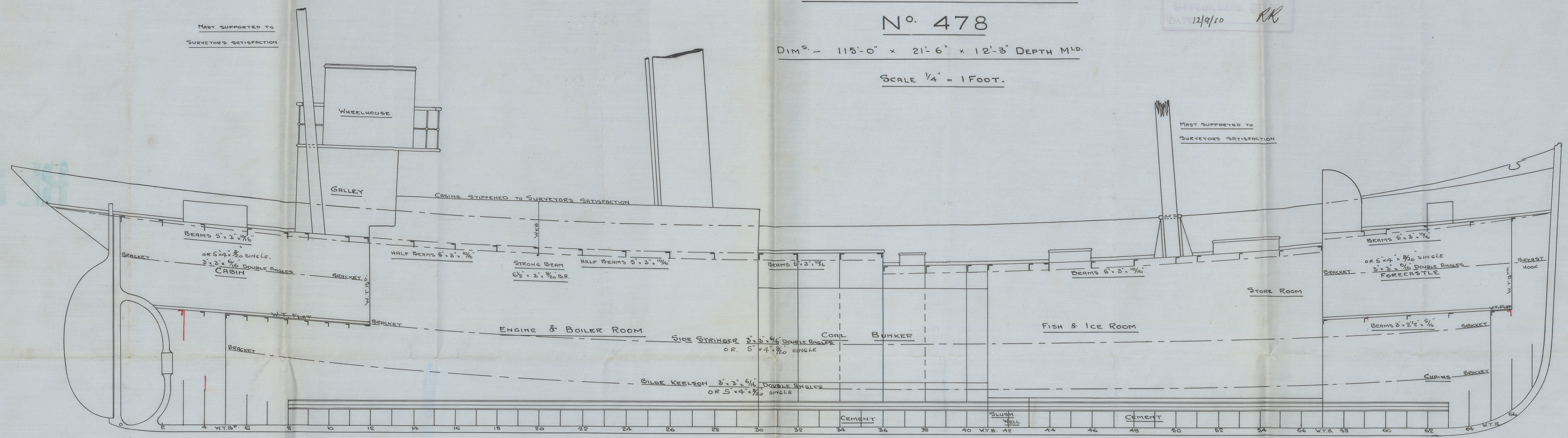
STEEL SCREW TRAWLER

N^o. 478

DIM^s - 115'-0" x 21'-6" x 12'-3" DEPTH MLD.

SCALE 1/4" = 1 FOOT.

PLAN No 9615
FOR ENCLOSURE TO
Messrs Lloyd's Surveyors
Hull
COCHRANE & SON
SHIPPERS
DATE 12/9/10 RK



C.B.
14.9.10.

ASW
13-9-10

LLOYD'S REGISTER
OF SHIPPING
13 SEP 1910
+ HULL +

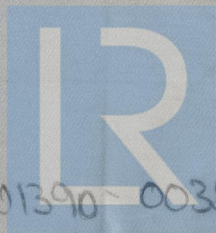

W1390-0035

Profile & Deck Plan

Cochrane & Sons

- Spec No. 478 -

J. B. B. B.
Hull Report No. 28447



© 2021

Lloyd's Register
Foundation

W01390-0035