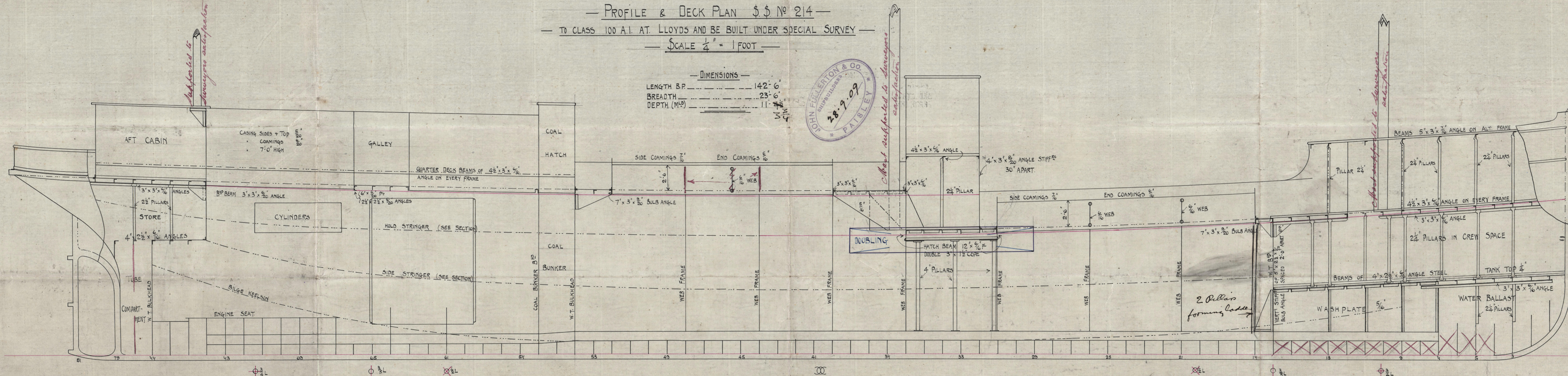



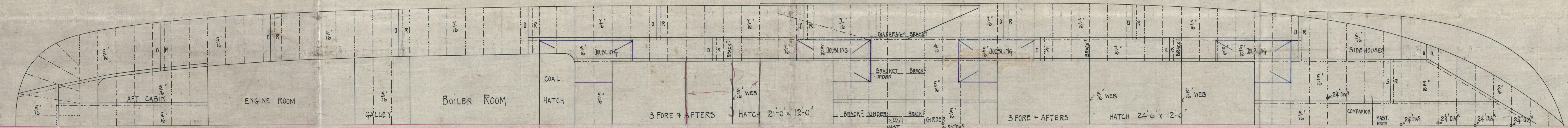
5.10.09

— PROFILE & DECK PLAN S.S. No 214 —  
 — TO CLASS 100 A.I. AT LLOYDS AND BE BUILT UNDER SPECIAL SURVEY —  
 — SCALE  $\frac{1}{4}" = 1 \text{ FOOT}$  —

— DIMENSIONS —  
 LENGTH B.P. 142'-6"  
 BREADTH 23'-6"  
 DEPTH (M.D.) 11'-6"



COEF. OF FINENESS = .7  
 Bottom forward strengthened as per Rule  
 to about 1/20th length abaft stem.



C.T.  
 5/10/09



Profile and deck plan

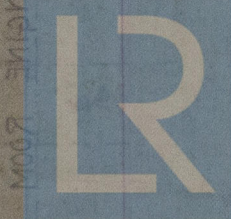
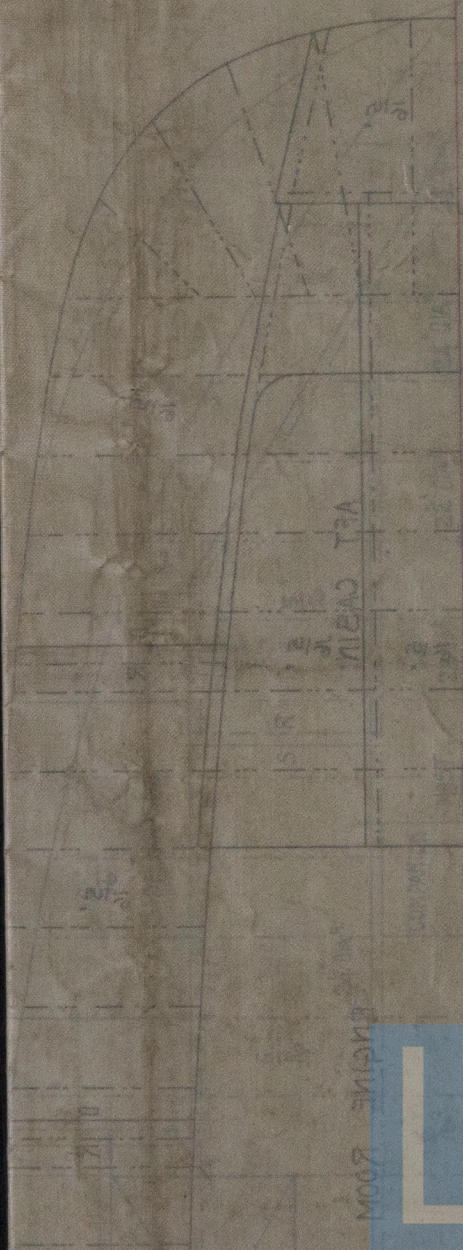
Messrs J Fullerton & Co.

S. S. No. 214

"Walnut"

GLASGOW REPORT No 28683-

W 137-0106



© 2020

Lloyd's Register  
Foundation