

KEEL BUTTS	4 R	3/8"	DIR.
BUTTS UNDER	3 R	3/8"	
SEAMS FOR 1/2 LEM	2 R	3/8"	
AT ENDS	2 R	3/8"	
BOTTOM SHELL FOR 1/2 LEM BUTTS	4 R	3/8"	
ENDS (AB 50) 3 R	3/8"		
(UNDER 50) 3 R	3/8"		
Side	Far 1/2 LEM BUTTS 3 R	3/8"	
ENDS (AB 50) 3 R	3/8"		
(UNDER 50) 3 R	3/8"		
Bottom Seams (AB 50) 2 R	4		
(UNDER 50) 2 R	4		
J STRAKE BUTTS 4 R	4		
J	ENDS (BELOW 40) 3 R	3/8"	
J	(BELOW 50) 3 R	3/8"	
K	BUTTS 5 R	4 1/2"	
K	1/4" x 3/4" (ABOVE 50) 4 R	4	
K	STRAKE ENDS (ABOVE 50) 3 R	3/8"	
J	(UNDER 50) 3 R	3/8"	
J	SEAMS FOR 1/2 LEM 2 R	4	
J	ENDS (ABOVE 50) 2 R	4	
J	(UNDER 50) 2 R	4	
J	ENDS (ABOVE 50) 2 R	4	
J	(UNDER 50) 2 R	4	
KEEL ANGLES TO KEEL	4		
CR BHD	4		

POOP BRIDGE & POLE DECKS			
POOP DR. STRINGER 3/4" x 3/8"			
PLT 30 SHEATHED			
WITH 5/16" PP OVER ACCOMMODATION			
BRIDGE DR. STRINGER 1/2"			
PLT 30 SHEATHED			
WITH 5/16" PP OVER ACCOMMODATION			
FORECASTLE DR. STRINGER 3/4" x 3/8"			
PLT 30 SHEATHED			
WITH 5/16" PP OVER ACCOMMODATION			


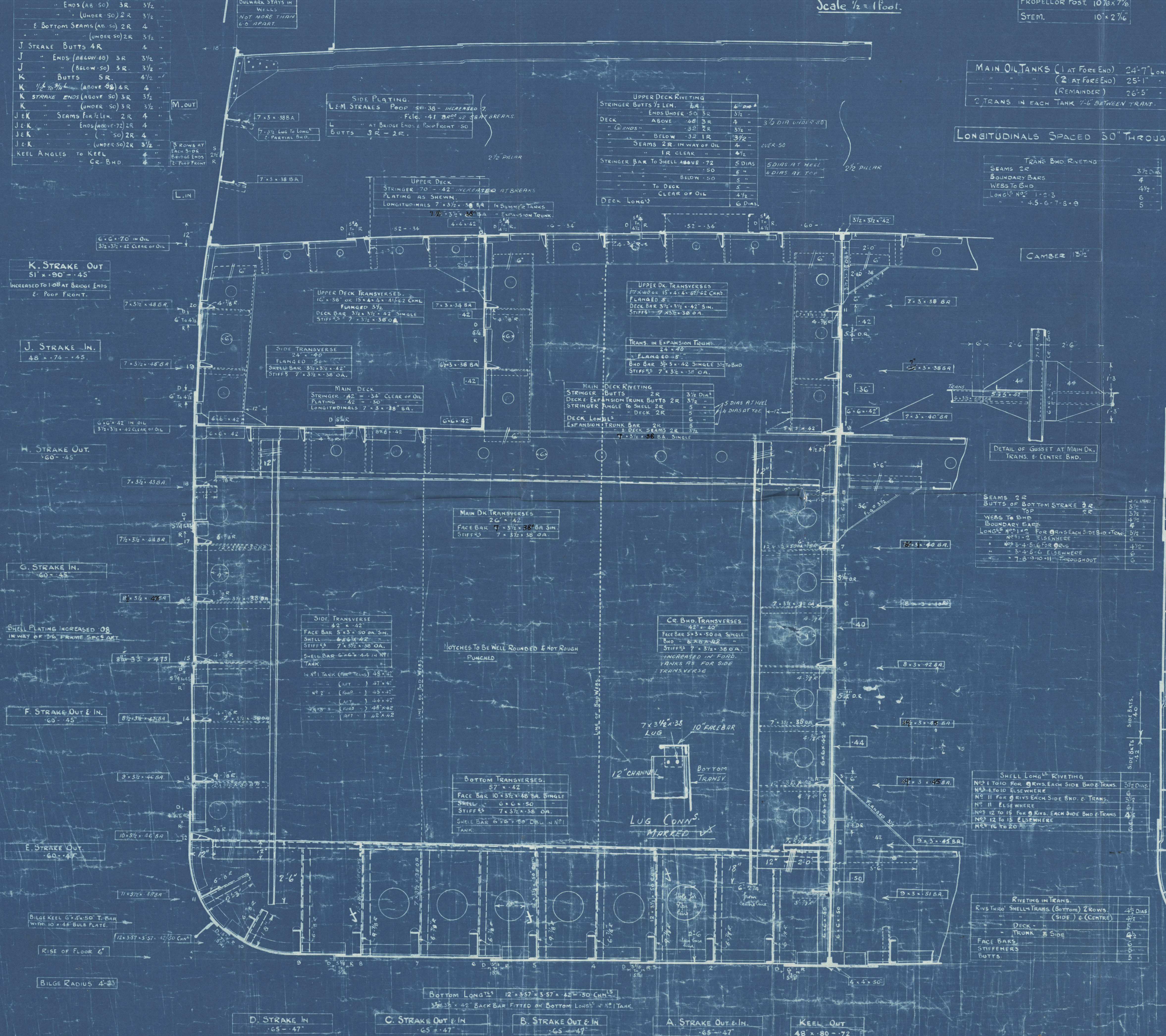
# S.S. N° 411. MIDSHIP SECTION. Scale 1/2" = 1 foot.

RUDDER POST.	9 1/2" x 7 1/2"
PROPELLOR POST.	10 1/2" x 7 1/2"
STEM.	10" x 2 1/2"

LLOYD'S NUMERALS.	
L x (B+D).	410 x (54.25+30) 34542.5
L x D.	410 x 30 12300.
D.	30
B.	17.75
B/D.	410/30

EQUIPMENT NO.	
L x (B+D)	410 x (54.25+30) 34542.5
POOP	114.18 x 75 714
BRIDGE	28.8 x 75 216
POLE	28.8 x 75 216
ESS CASING	61.75 x 5 308.75
HOUSES ON BRIDGE	30 x 8 x 5 120
TOTAL	36035.5

DIMENSIONS: 410' 0" x 54' 3" x 30' 0" UPPER DR.






S. S. No 411

SHIP SECTION

*As Built.*

*"Vergilia"*

*Greenock List Entry Report 18778.*



W/137- 0011



© 2020

Lloyd's Register  
Foundation