

LENGTH OVER ALL 401'-0"
 LENGTH ON 24'-0" WL 390'-0"
 BEAM MOULDED 54'-0"
 LOAD DRAFT 24'-0"
 DEPTH TO 2ND DECK 23'-0"
 DEPTH TO UPPER DECK 32'-0"
 DEPTH TO BRIDGE DECK 40'-0"
 NO SHEER

LLOYDS NUMERALS
 BLD 2 54-32-2-84
 L+(B-D-2) 390+84-32760
 L+D 390+32+12187
 EQUIPMENT No. 35099

TO CLASS *A1 WITH THE AMERICAN BUREAU OF SHIPPING.
 TO CLASS *100-A1 LLOYDS REGISTER OF SHIPPING.

STEM 10 1/2" x 2 1/2"
 PROPELLER POST 10 1/2" x 7 1/2" } SEE PLAN NO. R. 5177
 RUDDER POST 9" x 7 1/2"
 RUDDER PLATE 1 1/2" SPEED 11 1/2 KTS. } SKETCH TO BE
 RUDDER STOCK 11" DIA. PINTLESS 5 1/2" DIA. } SUBMITTED.

FRAME SPACING 24" IN PEAKS 27" ELSEWHERE
 PEAK FRAMES 5" x 3 1/2" x 3/8" L } DEPTH OF FRAMING 6"
 PEAK REV. FR. 4" x 3 1/2" x 3/8" L

WEB FRAMES LOCATED AS PER DR. P. 5001.
 PLATE AS SHOWN 1/2" DEPTH FR. 24"
 FACE L 6" x 3 1/2" x 3/8" L

EQUIPMENT			
EQUIPMENT (TONNAGE) (NO) 5531	To Am. Bu. of SH.	To Lloyds Reg.	
2 STOCKLESS BOWER ANCHORS	7665 EACH	7160 EACH	
1 STEAM	4510	4070	
1 KEEL	2785	2350	
2 SW. SHAIN-CABLE	2-270 FATHS 2 1/2"	2-270 FATHS 2 1/2"	
S.W.R. STREAM LINE	90 FATHS 4 1/2" CIRC	90 FATHS 4 1/2" CIRC	
S.W.R. TOWLINE	125	120	
HAWERS	2-90	2-90	
WARPS	2-90	2-90	
	BRIDGE FRONT	POOP FRONT	AT END OF DECK
PLATING	7/16	3/8 COAMINGS 7/16	3/8
BDY ANGLE	3 1/2" x 3 1/2" x 3/8 SGL	3 1/2" x 3 1/2" x 3/8 SGL	3 1/2" x 3 1/2" x 3/8 SGL
STIFFENERS (CL)	10" x 20" C SP 30"	6" x 3 1/2" x 3/8 SP 30"	5" x 3 1/2" x 3/8 SP 30"
	CLIPS 6" x 6" x 1/2 TOP	CLIPS 6" x 6" x 1/2 TOP	ENDS OF STIFFENERS
	AND BOTTOM WITH 5 RIVS IN EACH LEG	AND BOTTOM WITH 5 RIVS IN EACH LEG	RIV. TO BDY ANGLE

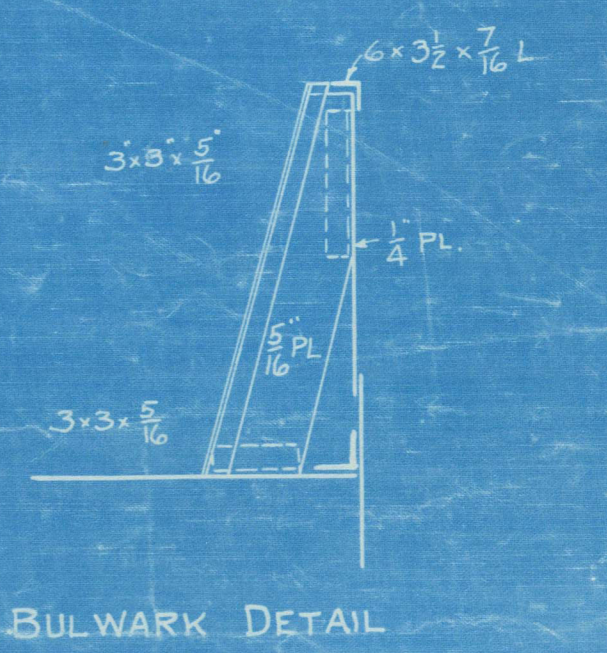
DEEP FUEL OIL TANK
 PLATING 1/2" TO 3/4"
 BDY L 3 1/2" x 3 1/2" DBL VERTICAL STIFFS 7" x 16 1/2" SHIP L SPACED 27"
 HORIZONTAL STIFFENERS 2-15" x 33" C

CANT FRAMES 5" x 3 1/2"
 REV. FR. 4" x 3 1/2"
 DEPTH OF FRAMING 6"



STRONG BEAMS IN MIDY SPACE
 12" x 25" C DBL

PLANS TO BE SUBMITTED FOR APPROVAL
 STERN FRAME & RUDDER
 BULKHEADS
 PAINTING ARRANGEMENTS
 ENGINE SEATING
 SHAFT STOODS
 HOUSES ON BRIDGE DECK OVER 34' LONG
 HATCH DETAILS

DECKS
 PILLARS & GIRDERS
 SHELL PLATING
 DOUBLE BOTTOM
 PUMPING ARRANGEMENTS
 ARRANGEMENT OF SWASH PLATES IN FUEL BUNKERS



EQUIPMENT ACTUALLY SUPPLIED
 2 STOCKLESS BOWER ANCHORS 7665 EACH
 1 STEAM 4510
 1 KEEL 2785
 2 SW. SHAIN-CABLE 2-270 FATHS 2 1/2"
 S.W.R. STREAM LINE 90 FATHS 4 1/2" CIRC
 S.W.R. TOWLINE 125
 HAWERS 2-90
 STUP CHAIN CABLE 1-270
 KEEGE ANCHORS 1182



BULKHEAD NOTES
 FORE PEAK END BET 2ND & UPPER DECK
 PLATING 1/2" BDY L 3 1/2" x 3 1/2" SGL
 STIFFENERS 15" x 33" C 27" APART REV. TO BDY L
 FORE PEAK BHD BEL 2ND DECK
 PLATING 1/2" BDY L 3 1/2" x 3 1/2" SGL TO SHELL 3 1/2" x 3 1/2" SGL
 TO DECK
 VERT STIFFENERS 7" x 16 1/2" C 24" APART REV. TO SHELL
 TOP & BOTTOM
 HORIZONTAL WEBS 24" x 3 1/2" PL 3 1/2" x 3 1/2" TO B.D. AND SGL
 FACE BAR 6" x 3 1/2" x 3/8 WEBS SPACED NOT MORE THAN
 7'-0" APART
 DEEP TANK BHD
 PLATING 1/2" BDY L 3 1/2" x 3 1/2" DBL TO SHELL BELOW 8'-0" WL & TO
 LB 1/2" SGL ABOVE 8'-0" WL TO DECK 3 1/2" x 3 1/2" SGL
 STIFFENERS 15" x 33" C 27" APART REV. TO SHELL
 CENTRE LINE BHD PLATING 1/2" BDY L 3 1/2" x 3 1/2" SGL
 STIFFENERS 15" x 33" C 27" APART WITH ANGLE CLIP TOP & BOTTOM
 LOWER SEAM D.R. DEEP TANK & BHD
 SHAFT ALLEY
 PLATING 1/2" TO 3/4" FOR TOP IN WAY OF HATCHES
 BDY L 3 1/2" x 3 1/2" SGL
 STIFFENERS 15" x 33" C 27" APART TO SIDES 6" x 3 1/2" x 3/8
 TO TOP
 WT. PLAT AFT AND THRUST RECESS
 PLATING 1/2" BEAMS 7" x 16 1/2" SHIP L FR. TO BE CONSIDERED ON DETAIL PLAN
 BDY L 3 1/2" x 3 1/2" SGL TO WT. PLAT
 BDY L 3 1/2" x 3 1/2" SGL TO WT. PLAT
 AFTER PEAK BHD
 PLATING 1/2" TO 3/4" DBL IN WAY OF STERN TUBE
 BDY L 3 1/2" x 3 1/2" SGL TO SHELL 3 1/2" x 3 1/2" SGL TO DECK
 STIFFENERS AS PER DETAIL PLAN 24" APART

APPROVED BY
 LLOYD'S REGISTER OF SHIPPING
 AMERICAN BUREAU OF SHIPPING
 EMERGENCY FLEET CORPORATION
 "A" SHIP
 MIDSHIP SECTION
 HULL
 7825 TON D. W. CARGO SHIP
 UNITED STATES SHIPPING BOARD
 EMERGENCY FLEET CORPORATION
 AMERICAN INTERNATIONAL SHIPBUILDING CORPORATION, AGENT
 PHILADELPHIA OFFICE

Tab. No.	Description	Class. No.	Class. Name	Scale 1"=10'
1	TABLE OF			USE ONLY PRINTS
2	AMENDMENTS & NUMBERS			SHOWING LATEST DATE


American International Corp. Hog Island. Pa.

S.S. "AFEL",

HULL No 533.

MIDSHIP SECTION.

Pha 3387.



RETAIR

RETAIR

W1362-0064



© 2021

Lloyd's Register
Foundation

ISSUED
AMERICAN INTERNATIONAL
JUL 28 1932
SHIPBUILDING CORP.
DRAFTING ROOM
H. M. ISLAND, PA.

U11362-0064



© 2021

Lloyd's Register
Foundation