

5.9.12

PROFILE & DECK PLANS.



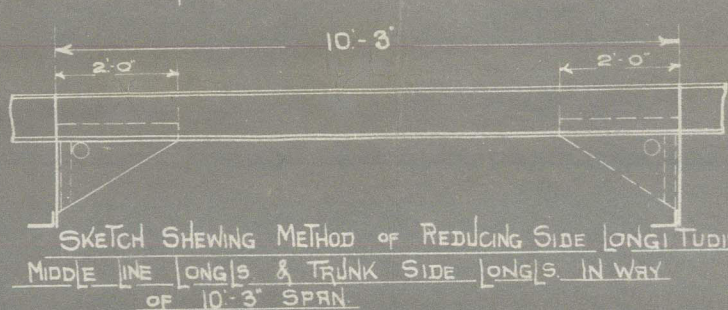
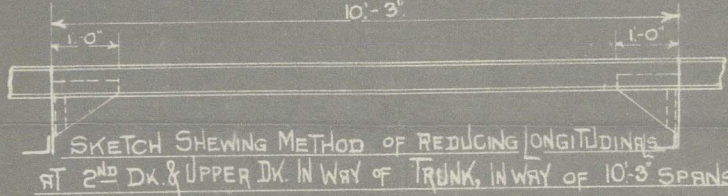
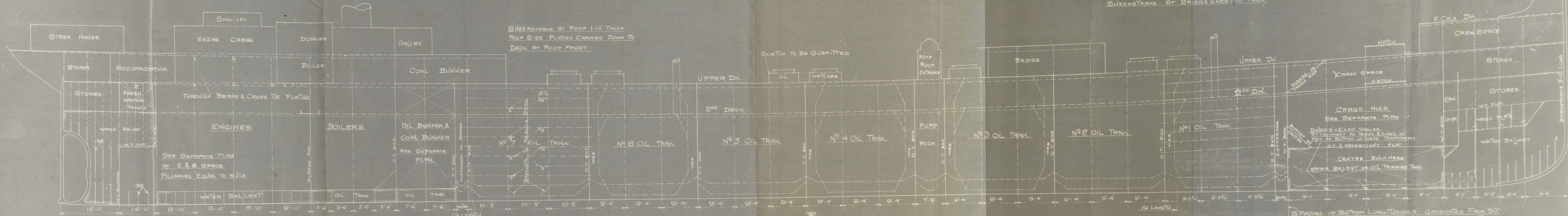
DIMENSIONS:- LENGTH BP = 385'-0" BREADTH = 52'-4" DEPTH = 28'-7 1/16"

SCALE:- 1 = 100

SHERWOOD SYSTEM (PATENT)

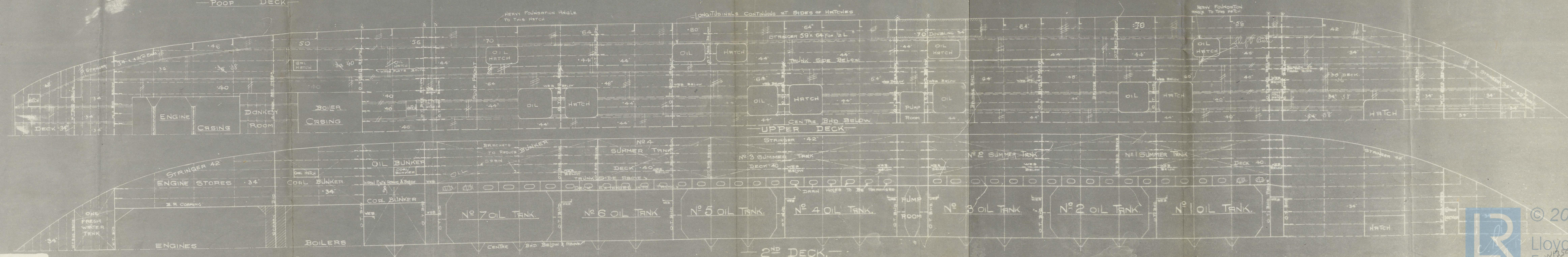

NOTE:- SIDE TRANS & MIDDLE LINE BHD WEB. IN NO 1 & 7 TANKS 30" DEEP
BOTTOM TRANS IN NO 1 & 7 TANKS 48" DEEP
2ND DK. TRANS BEAM IN NO 1 & 7 TANKS 19" DEEP

BRIDGE SIDE PLATING CARRIED
DOWN TO DECK.
SHEERSTAKE AT BRIDGE ENDS 1.10" THICK.



NOTE:- BULKHEADS MARKED X COMPLETE TO UPPER DECK FULL BREADTH OF VESSEL.

NOTE:- WHERE TRANSVERSES & BULKHEAD WEBS ARE INCREASED IN LENGTH DUE TO SHEER THE PARALLEL LENGTH SHOWN ON MIDSHIP SECTION TO BE MAINTAINED OR ALTERNATELY THE TRANSVERSE & WEBS TO BE INCREASED IN DEPTH OR OTHER MEANS TAKEN FOR PROVIDING EQUIVALENT STRENGTH.



J. W. ISHERWOOD.

Per 3/9/12

No 580.

MESSRS. HOWE & DUNN
KIEL.

'WINNETOU' (Built Kiel 1913)

PLAN OF PROFILE AND DECKS (Spare
(Copy))

(File with F.E. plans)

N1359-0078



© 2020

Lloyd's Register
Foundation

RETAIN

Wills & Executors

W1359-0078



© 2020

Lloyd's Register
Foundation