

18.8.11
 28.8.11
 12.9.11
 22.9.11
 24.10.11
 1.11.11
 16.11.11
 24.11.11
 28.11.11
 4.12.11
 20.12.11
 1.8.12
 27.1.12 (663)
 3.2.13

THE SCANTLINGS AND DETAILS OF CONSTRUCTION
NOTED HEREON, ARE SUBMITTED ON THE UNDER
STANDING THAT THEY ARE THE MINIMUM WHICH
WILL BE ACCEPTED FOR CLASS AND IF NOT THEY
ARE TO BE AMENDED
ERRORS AND OMISSIONS EXCEPTED

LONGITUDINAL NUMBER = 41319.80

SHADE SHELTER DECK $459.58 \times 7.5 \times \frac{1}{2} = 2385.1$

✓ HOUSE AFT $59.5 \times 8.0 \times \frac{1}{2} = 238.00$

MIDSHIP SHELTER DS HOUSES $198 \times 8.0 \times \frac{1}{2} = 792.00$

PROMENADE DS HOUSES $174.75 \times 8.0 \times \frac{1}{2} = 711.00$

CAPTAIN & OFFICERS' ROOMS $216.5 \times 9.5 \times \frac{1}{2} = 102.19$

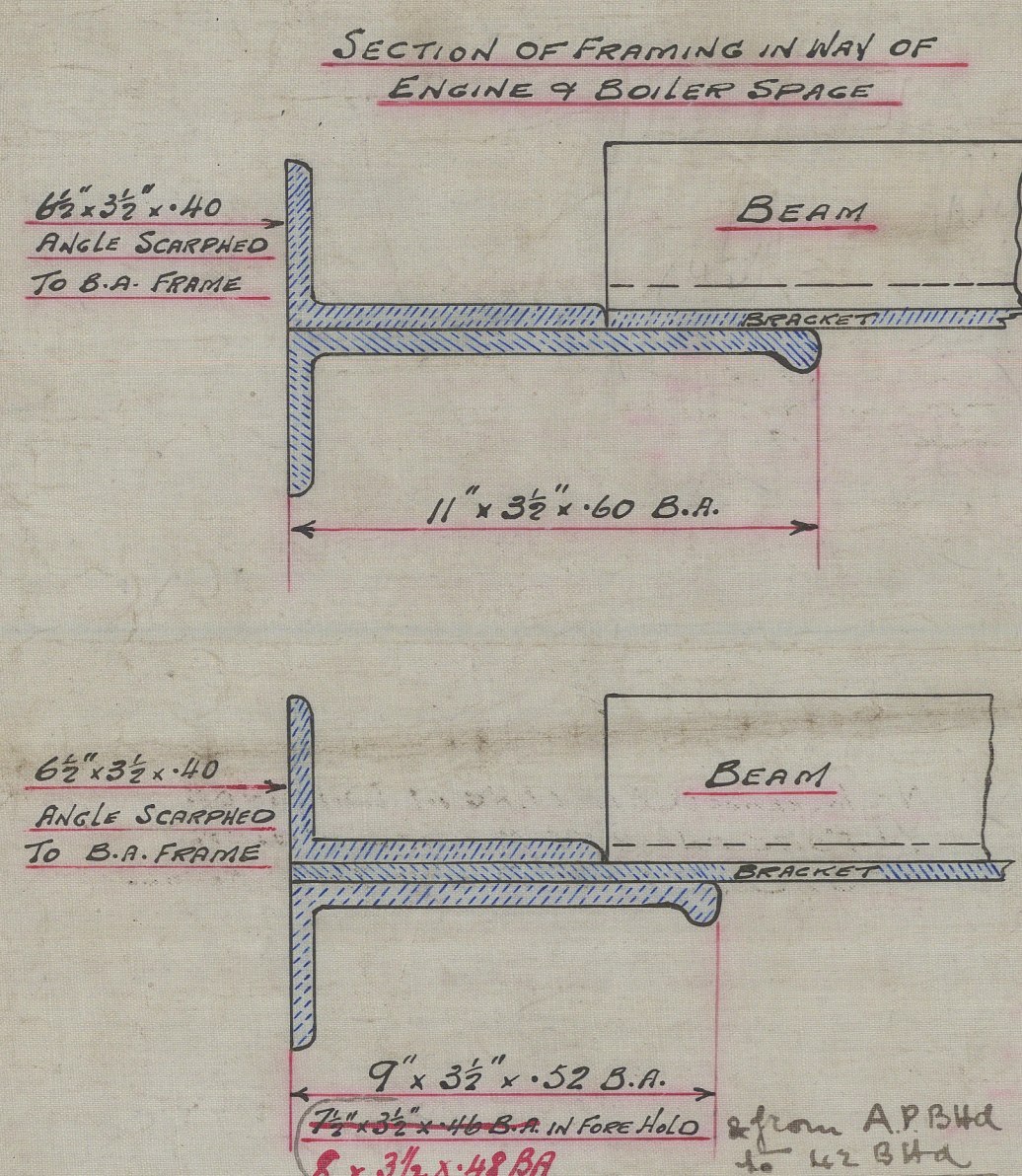
FORECASTLE $44.5 \times 7.5 \times \frac{1}{2} = 250.79$

EQUIPMENT NO. 435889.92

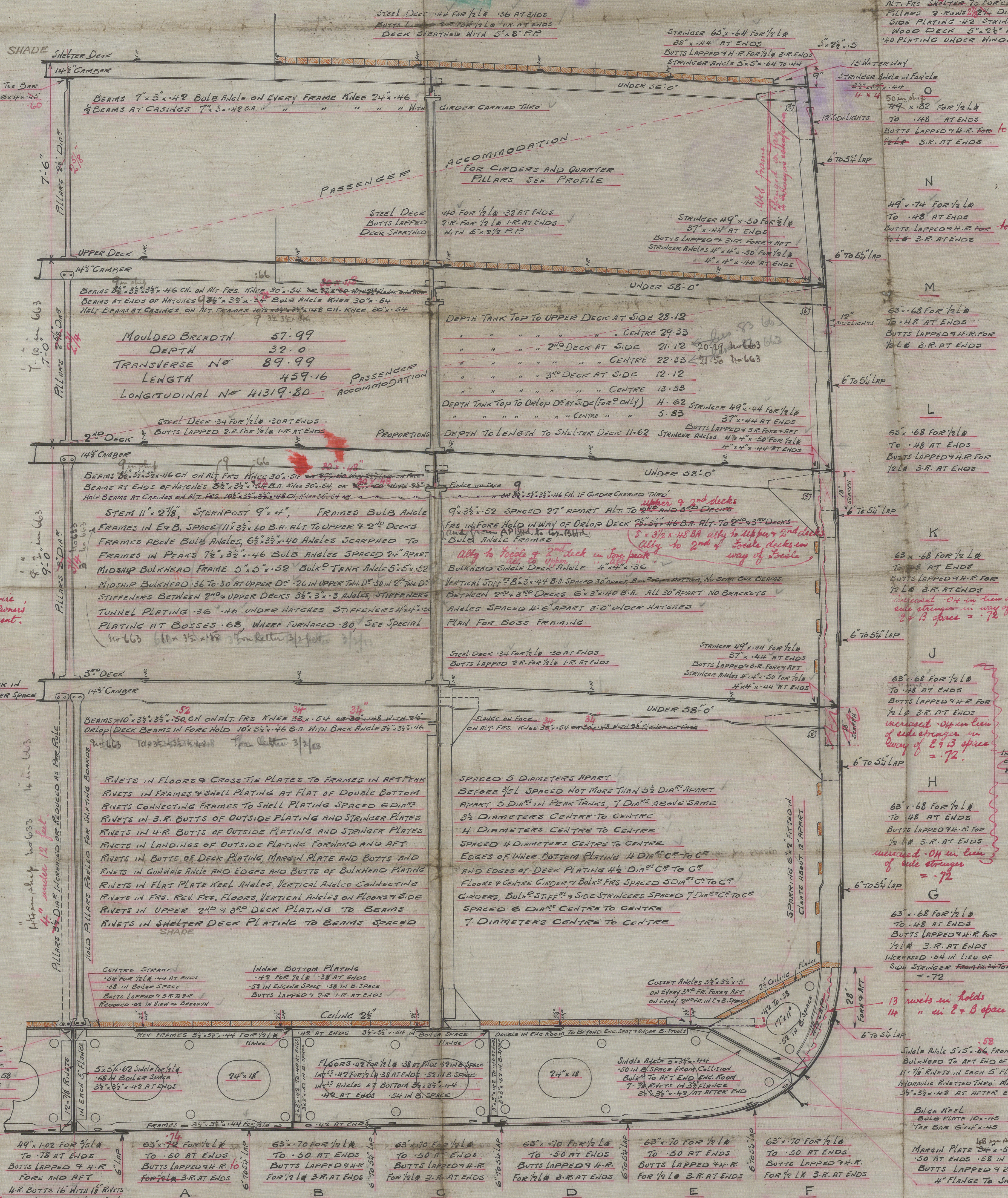
45998.82

45975

2 BOWER ANCHORS 6 1/2 CENTS Ex STOCK ✓
1 BOWER ANCHOR 32 " " " ✓
1 STREAM " 22 " " " ✓
1 KEDGE " 10 " " " ✓
300 FATHOMS 2 3/8" STUD CHAIN CABLE 890 - 1 - 4
120 " 1 9/16" STREAM CHAIN OR 5" STEEL WIRE
130 " 1 1/2" TOW LINE OR 3 3/4" STEEL WIRE
2 HARPS AT 8 100 FATHOMS EACH OR 2 1/4" STEEL WIRE
2 " " 8 100 " " " 2 1/4" " "



SECTION OF FRAMING
SCALE 3" = ONE FOOT



FORECASTLE ABOVE SHELTER DECK 43'-0" x 7'-6" HIGH 29
BEAMS UNDER 56'-0" 10 3/4" x 3 3/8" .48 CH. ON BLT. FRS. KIEF 24" x 54" OR 26" x 48" WITH 28" FLANGES ON FRAMES
ALT. FRS. SHELTER TO FORELCK DECK 66'-3 1/2" .58 FWP OF PEARL BOLT NO CONNECTION TO SHELTER DECK
PILLARS 2 RONS 12" DIA. EXTRA PILLARS UNDER WINDLASS AND HANGSE PIPES
SIDE PLATING 1/2" STRINGER ANGLE 3 1/2" x 3 1/2" STRINGER PLATE 3/8" x 36 V
WOOD DECK 5 1/2" x 6" P.P. UNDER WINDLASS 6 1/2" x 6" P.P.
1/2" PLATING UNDER WINDLASS & FORWARD TO STEM REMAINING .25" BUTTS 1/4"

No 663 for letter 27/1/13
49 x .84 to .68
Compensation for pedalights
Shade deck stronger .62

N

49.74 FOR 1/2 LB
TO .48 AT ENDS
BUTTS LAPPED 4 H.R FOR
1/2 LB 3 P.R AT ENDS

M

65.68 FOR 1/2 LB
TO .48 AT ENDS
BUTTS LAPPED 4 H.R FOR
1/2 LB 3 P.R AT ENDS

L

65.68 FOR 1/2 LB
TO .48 AT ENDS
BUTTS LAPPED 4 H.R FOR
1/2 LB 3 P.R AT ENDS

63 x .68 FOR 1/2 L₀
TO 148 AT ENDS
BUTTS LAPPED 7/4 R FOR
1/2 L₀ 3 R. AT ENDS
increased 1/4 in *thin*
of ends stronger in way of
2 x 13 splice = .72

63 x .68 FOR 1/2 L₀
TO 148 AT ENDS
BUTTS LAPPED 7/4 R FOR
1/2 L₀ 3 R. AT ENDS
increased 1/4 in *thin*
of ends stronger in
way of 2 x 13 splice
= .72

63" x 68" FOR 1/4 L
TO .48 AT ENDS
BUTTS LAPPED 9+R FOR
1/4 L 3-R. AT ENDS
INCREASED .04 IN LIEU
OF BUTT STINGER
54" LAP
= .72
G
63" x 68" FOR 1/4 L
TO .48 AT ENDS
BUTTS LAPPED 9+R FOR
1/4 L 3-R. AT ENDS
INCREASED .04 IN LIEU
OF BUTT STINGER FROM 48" TO 54"
= .72

14 " 2 & 8 space
5 5/4 LAP
58
Single Aisle 5'5" x 56' From
Bulkhead to END OF
11' 7/8 RIVETS IN EACH OF 5 FL
HYDRAULIC KNOTTED TIEP. N.
35' x 35" x 42" AT AFTER E
BIDGE KEEL
BULB PLATE 10" x 45
TEE BAR 6" x 6" x 45
48" x 2"
MAGNET PLATE 34" x 5"
50 AT ENDS .58 IN
BUTTS LAPPED 93
4" FLANGE TO JN

NO INCREASED RIVETTING IN LANDINGS
IN FORE AND AFT BODIES IN VIEW
OF 3RD DECK, ORLOP DECK & TUNNEL RECESS.

to Surveyor's satisfaction

W.T. FLOORS TO HAVE STIFFENERS BETWEEN GIRDERS WHERE DISTANCE EXCEED 6'-0"
EXTRA INTERCOSTALS UNDER ENGINE SEATS
Bottom strengthened forward if required by Rule.

NOTE:- WHERE BUTTS OF SHELL PLATING
OVER 12" BROAD AN ADDITIONAL
ROW OF RIVETS TO BE FITTED
OVER RUL, WITH RIVETS IN OUTER
ROWS $4\frac{1}{2}$ DIA^{RS} APART
4 DIA^{RS} IN INNER ROWS

For alterations in No 663
see particulars given in
letters noted above.

For letter 27/1/13
 Keel 49 x 1.12 to 78
 A .70

For letter 3/2/13
 Center girder .56.
 Keel built either double strapped
 or quintuple caps

C. f.
18.8.11

B. 1818/4


Russell & Coys.
U.S.S. N^o 633. #663

Midship Section

U.S.S. "Infanta Isabel"
Greenock Report No. 16320

N^o 663

U.S.S. Principe de Asturias
Report No 16724



© 2021

Lloyd's Register
Foundation

