


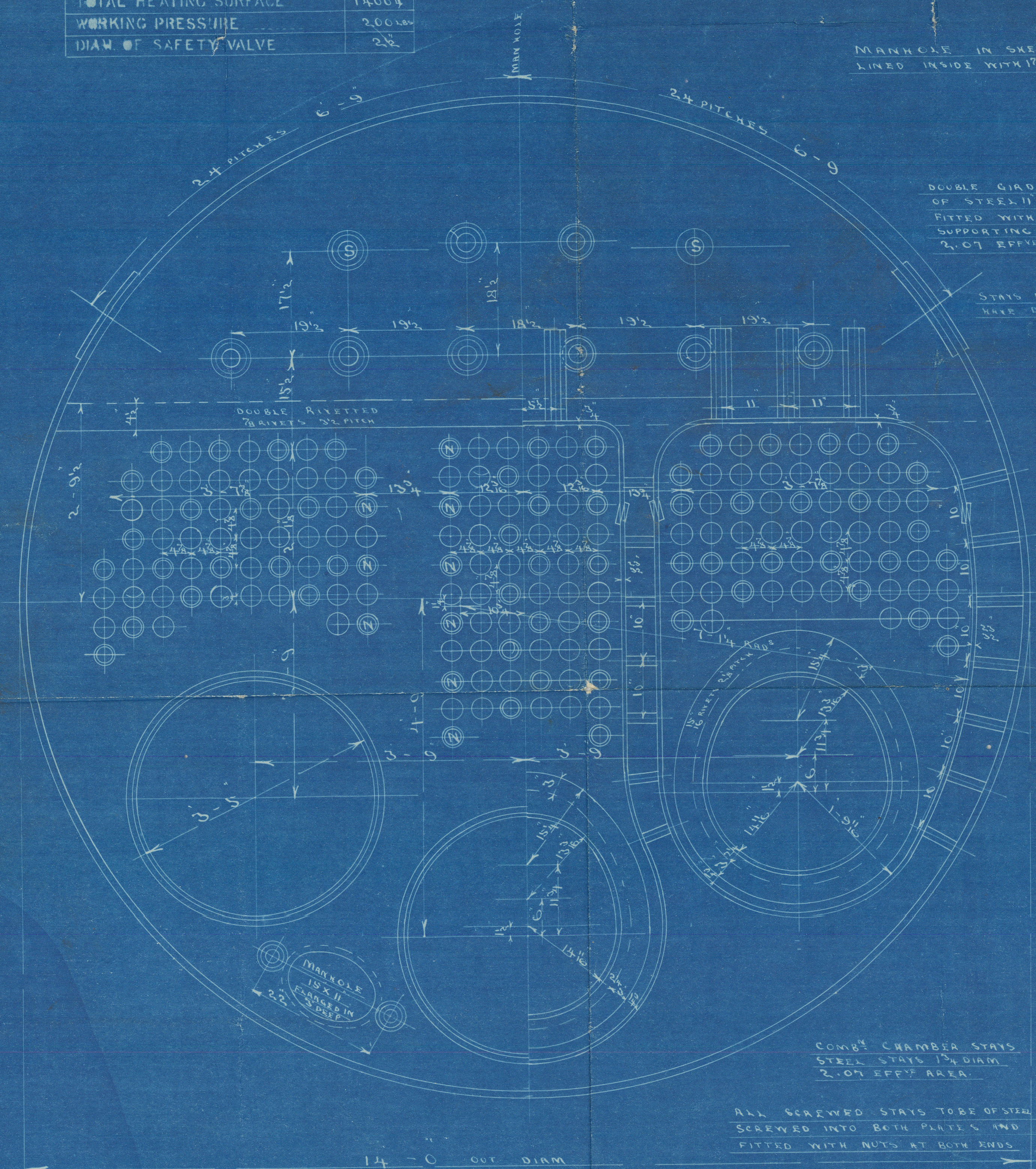


DIMENSIONS.	
LENGTH OF FIRE BARS	
AREA OF FIRE GRATE	
DIAM OF TUBES OUTSIDE	3 1/2
LENGTH OF TUBES OVER PLATE	6 - 5 1/2
NO OF TUBES	182
SURFACE OF TUBES	1091 1/2
TOTAL HEATING SURFACE	1400 1/2
WORKING PRESSURE	200 LBS
DIAM OF SAFETY VALVE	2 1/2

LONGITUDINAL JOINT TO BE TABLE RIVETTED DOUBLE
BUTT JOINT HOLES DRILLED 1 1/2" DIA 8 1/2" PITCH
CIRCUMFERENTIAL JOINT TO BE DOUBLE RIVETTED
HAP JOINT HOLES DRILLED 1 1/2" DIA 3 1/2" PITCH



13.08.14



PLAN NO 3314

STEEL BOILER NO 1062

4/1002
11/8/14

CHARLES D HOLMES & CO LTD
ENGINEERS & BOILER MAKERS
HULL. 3-4-14

sp. "London Bayle"

Full Rpt. No 28375

7-3051
Kingsgate
H. 1000
30-12-14 FLS

C. J. Holmes & Co. Ltd.
amended plan of
Boiler No 1062.
W.P. 200 lbs.



RETAIN

RETAIN



© 2021

Lloyd's Register
Foundation