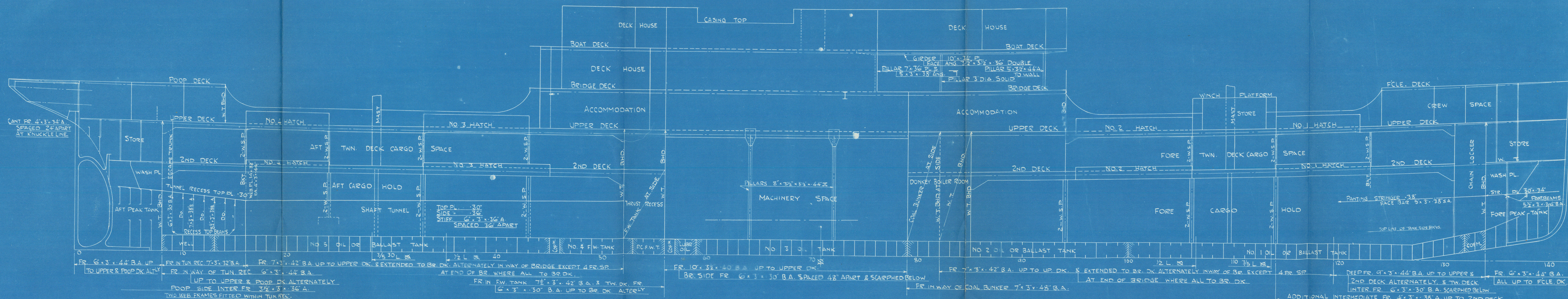


# NO 1095 STRUCTURAL ARRANGEMENT SCALE: 1/8 IN. TO ONE FT.

28'-6" x 45'-6" x 23'-0"

PROFILE



FRAME SPACING: 24' APART ALL FORE & AFT

WIDELY SPACED PILLARS

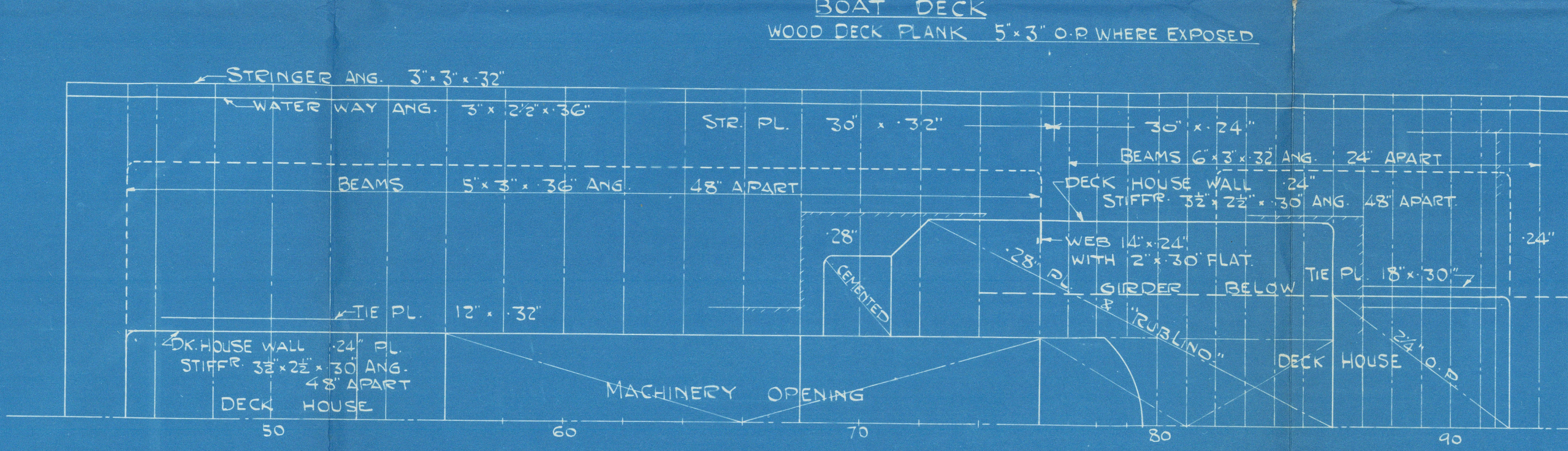
FR NO	S	B	H	S.B.H	LENGTH OF PILLAR	SIZES
16	16.0	13.7	5.8	12.7	6.4	6" x 36" 3/8"
24	17.0	12.7	5.0	12.5	6.4	6" x 36" 3/8"
33	14.0	15.4	6.2	17.6	6.4	6" x 36" 3/8"
43	14.0	15.4	6.2	17.6	6.4	6" x 36" 3/8"
106	20.0	15.0	5.0	19.0	6.4	6" x 40" 1/2"
114	17.0	13.5	5.0	11.5	6.4	6" x 36" 3/8"
123	17.0	11.8	6.1	12.2	6.4	6" x 36" 3/8"
16	16.0	10.4	12.5	23.5	—	BKT IN LIEU OF PILLAR
24	17.0	13.5	12.8	23.2	—	BKT IN LIEU OF PILLAR
33	14.0	15.1	12.8	36.7	11.5	10" x 34"
43	14.0	15.4	12.7	40.1	11.4	10" x 42"
94	21.0	15.1	12.5	47.0	11.8	11" x 50"
106	20.0	14.9	12.8	38.1	12.2	10" x 42"
114	17.0	12.6	12.8	27.4	12.5	8" x 42"
123	17.0	10.3	13.8	24.2	—	BKT IN LIEU OF PILLAR

GIRDERS AT HEADS OF WIDELY SPACED PILLARS

FR NO	S	B	H	S.B.H	LENGTH OF GIRDER	GIRDERS
8-16	16.0	12.9	7.0	23.0	16.0	16" x 54"
24-33	18.0	15.1	5.0	24.5	16.0	16" x 54"
43-52	18.0	15.4	6.5	32.6	16.0	16" x 62"
106-114	16.0	14.1	5.0	18.1	16.0	16" x 50"
123-131	16.0	10.5	7.5	20.0	16.0	16" x 52"
8-16	16.5	8.3	7.75	17.5	19"	19" x 44"
24-33	18.0	15.1	7.75	32.6	—	DO.
43-52	18.0	15.4	7.75	38.7	—	DO.
85-94	18.0	15.4	7.75	38.7	—	DO.
106-114	16.0	13.8	7.75	27.5	—	DO.
123-131	16.0	8.6	7.75	17.1	—	DO.

REINFORCED HATCH SIDE COAMINGS AT HEADS OF W.S. PILLARS

FR NO	S	B	H	S.B.H	LENGTH OF COAMING	COAMINGS UNDER DECK
16-24	16.0	14.2	5.0	23.8	12"	12" x 44"
33-43	20.0	15.1	5.0	30.8	—	DO.
43-52	20.0	15.2	5.0	36.0	16"	16" x 44"
114-123	18.0	12.7	5.0	26.7	12"	12" x 44"
123-131	16.0	12.3	7.75	31.7	19"	19" x 44"
131-140	20.0	15.3	7.75	61.7	19"	19" x 44"
140-148	20.0	15.2	7.75	88.2	19"	19" x 44"
148-156	18.0	11.4	7.75	37.2	19"	19" x 44"



HATCH COAMINGS

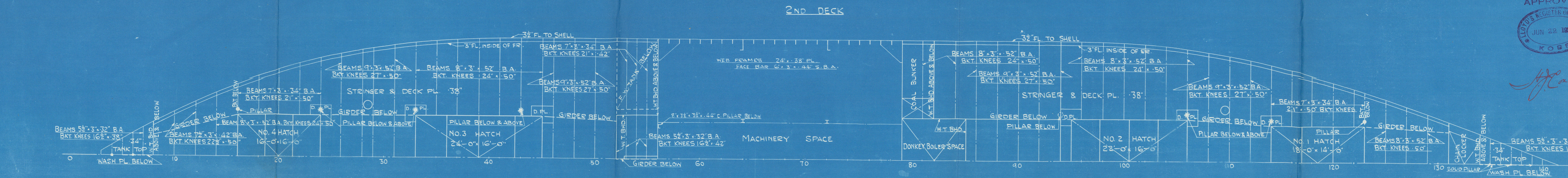
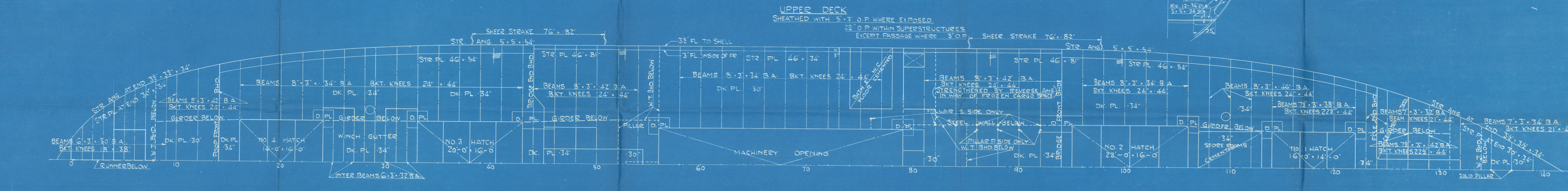
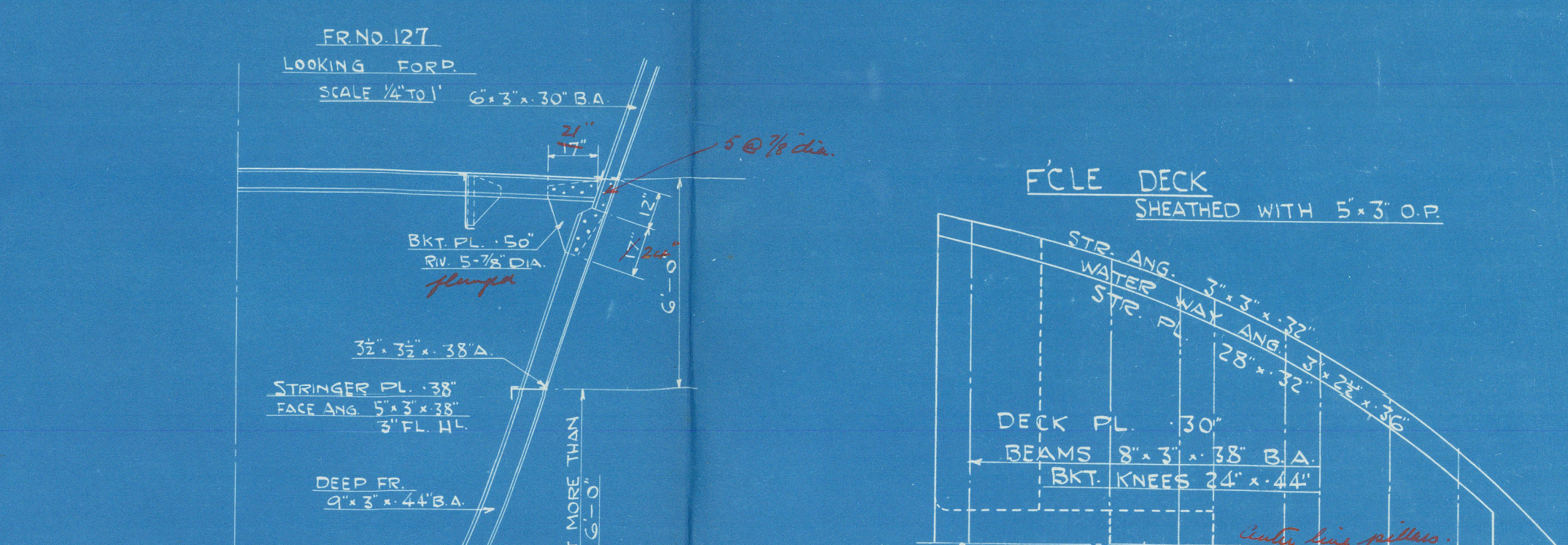
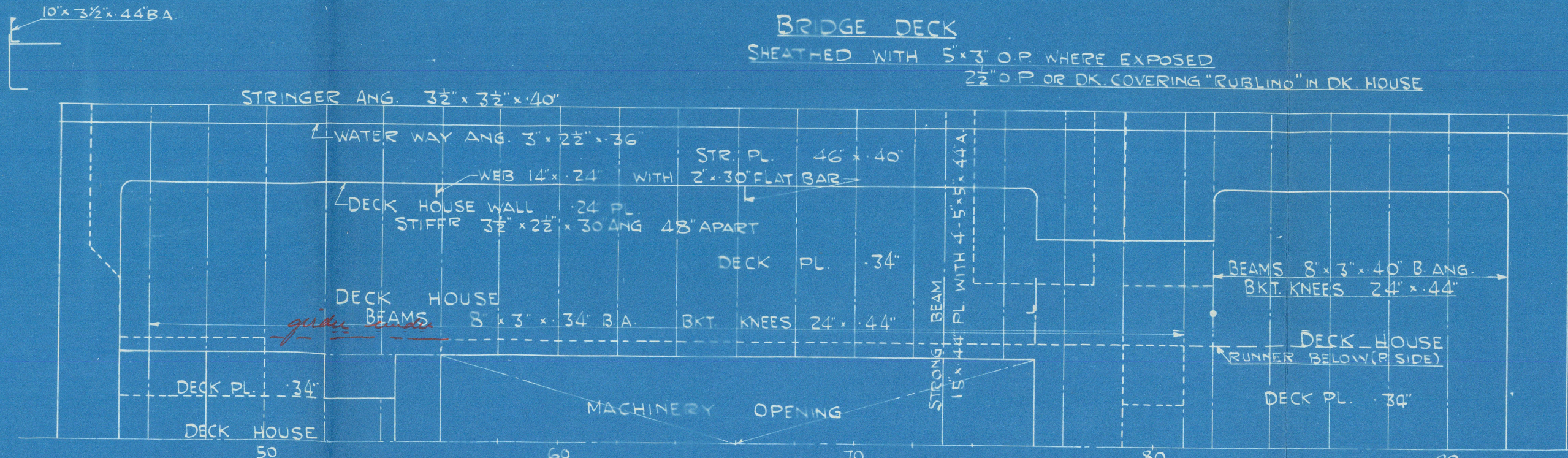
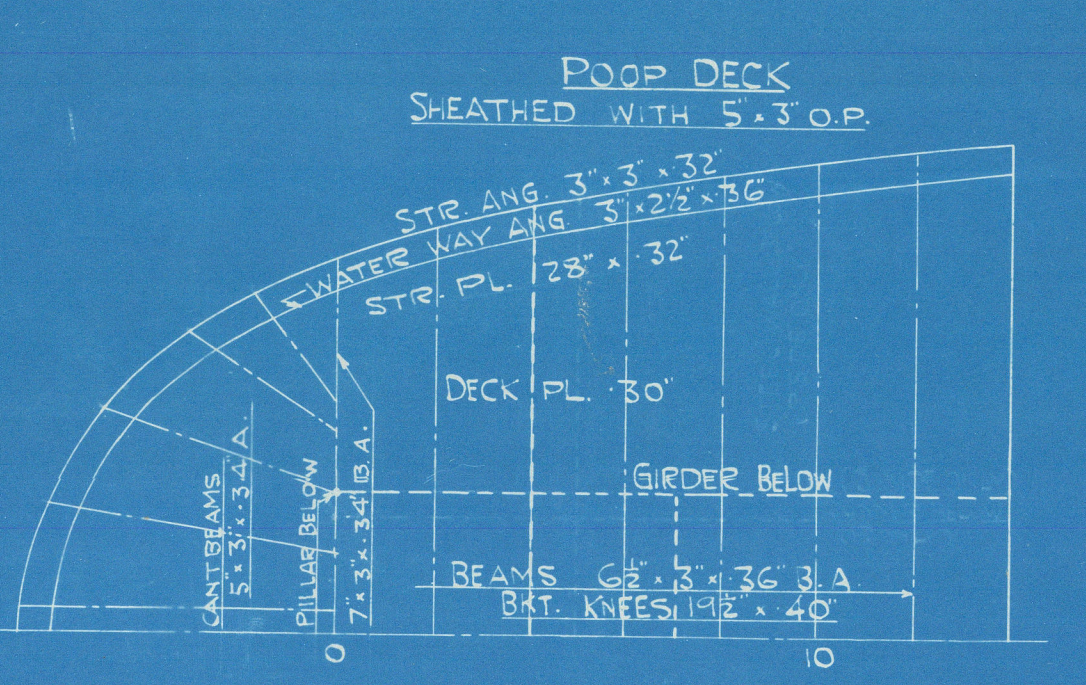
HATCH	SIZE	COAMINGS	COAMING	WEB PLATE BEAMS
NO. 1 HATCH	16'-0" x 14'-0"	27" x 44"	34' x 38' x 48"	5'-4" 2'-13' x 34" 3'-3' x 42"
NO. 2	22'-0" x 16'-0"	DO.	DO.	5'-6" 3'-15' x 35" 3'-3' x 42"
NO. 3	20'-0" x 16'-0"	DO.	DO.	5'-0" 3'-14' x 34" DO.
NO. 4	16'-0" x 16'-0"	DO.	DO.	5'-4" 2'-15' x 35" DO.

HORIZONTAL STIFFENERS: 7'-3" x 38" B.A. ARE FITTED TO SIDE & END COAMINGS.  
STAYS: FITTED FROM HORIZONTAL STIFFENERS OF COAMING TO DECK & SPACED NOT MORE THAN 10 FT.

HATCH COAMINGS

HATCH	SIZE	COAMING	COAMING	WEB PLATE BEAMS
NO. 1 HATCH	18'-0" x 14'-0"	10" x 38" x 44" B.A.	DO.	5'-6" 2'-14' x 34" 3'-3' x 42"
NO. 2	22'-0" x 16'-0"	DO.	DO.	5'-6" 3'-15' x 35" 3'-3' x 42"
NO. 3	20'-0" x 16'-0"	DO.	DO.	5'-0" 3'-14' x 34" DO.
NO. 4	16'-0" x 16'-0"	DO.	DO.	5'-4" 2'-15' x 35" DO.

HATCH BOARD OF ALL CARGO HATCHES OF UPPER & 2ND DECK TO BE 3 INCH THICK.



APPROVED  
LOUIS K. CUSTER OF BOSTON  
JUN 22 1906  
KOB

*[Signature]*



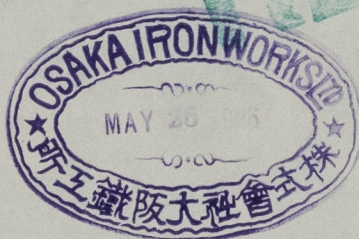
hm  
No 1095

STRUCTURAL  
ARRANGEMENT

M.V. "CHOKO MARU"  
KOBE. 5767.

(REVISED)

GEN. BOX No 861



© 2021

Lloyd's Register  
Foundation

W1331-0076