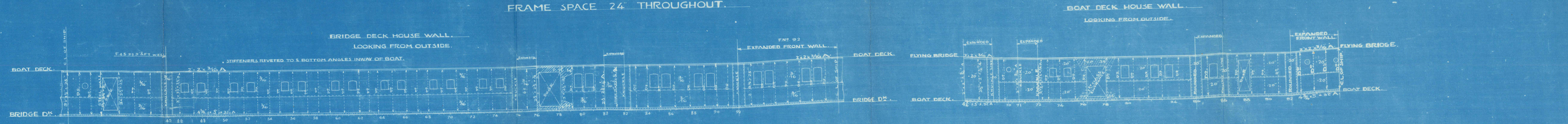


# M.S. "CHOJO MARU".

## CONSTRUCTION PROFILE & DECK PLAN. (SHEET 1.)

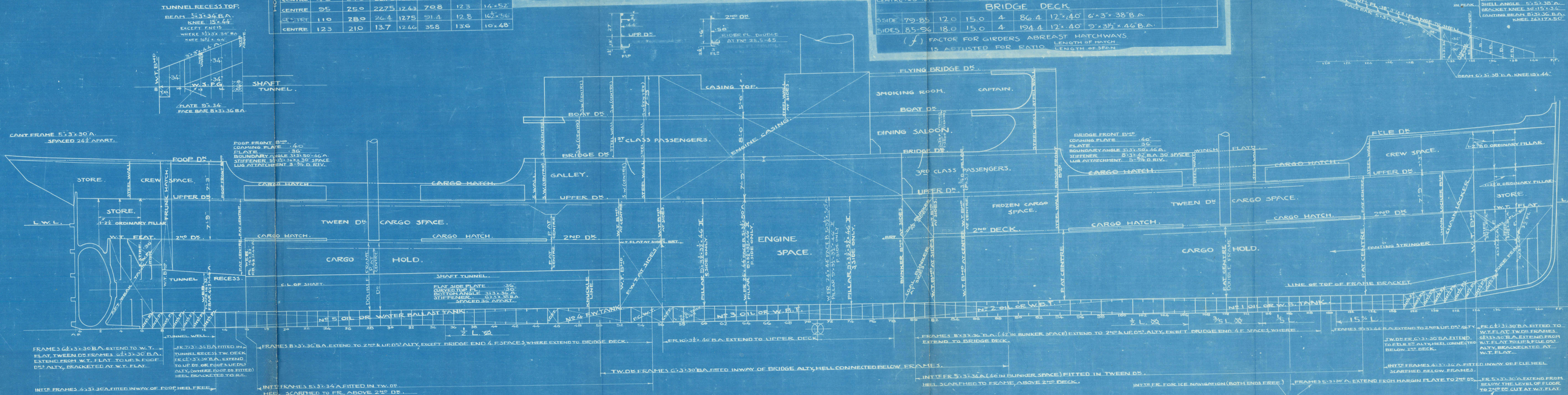
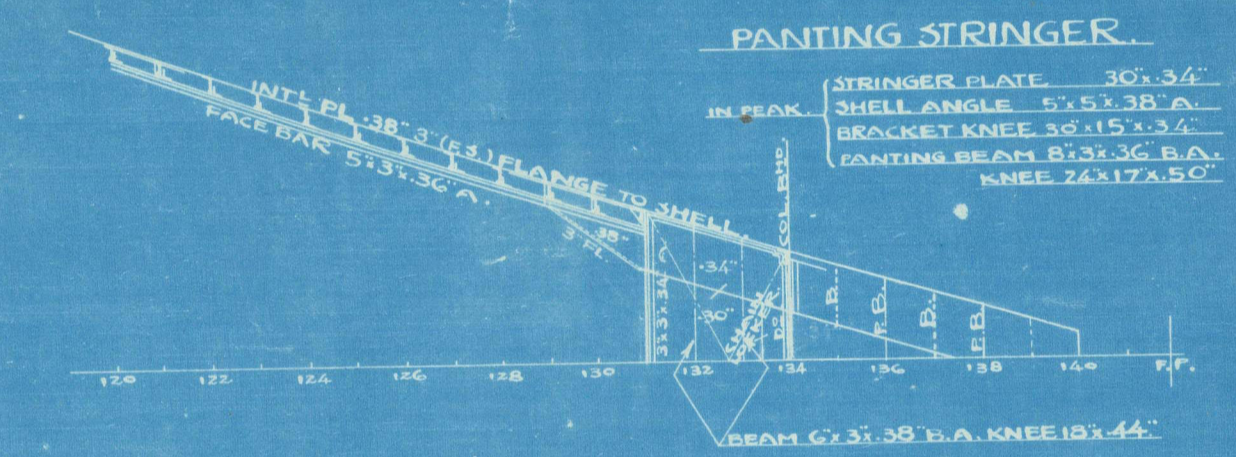
### SCALE $\frac{1}{8}$ TO ONE FOOT.

FRAME SPACE 24' THROUGHOUT.



CENTRE OR SIDE	FRAME NO.	WIDELY SPACED PILLARS				LENGTH OF PILLAR	TUBULAR PILLAR
		S	B	H	N		
2ND DECK-UPPER	16	19.5	10.4	485	183	67.5'	6x4
	28-29	DERRICK POST.					
	45	24.5	22.75	484	279	525	8x4
	110	DERRICK POST.					
HOLD	16	15.5	13.8	1260	33.9	4.25	5x4
	28-29	29.0	24.8	1275	91.6	5.3	16x54
	45	24.5	22.75	1259	70.2	4.00	13x54
	95	25.0	22.75	1243	79.8	12.3	14x52
2ND DECK-LOWER	110	28.0	26.4	1275	91.4	12.8	16x56
	123	21.0	13.7	1246	35.8	13.6	10x48

CENTRE OR SIDE	FRAME NO.	UPPER DECK				GIRDER	FACE BAR & C.	REMARKS
		S	B	H	N			
2ND DECK	16	14.0	17.4	475	146.3	12'x40"	8'x3'x44' B.A.	HATCH
	16-28	24.0	14.6	5	505	12'x46"	12'x3/2'x32'x44' CH R.P. 7'x4.6	
	22-43	28.0	15.3	5	728	12'x46"	12'x3/2'x32'x44' CH R.P. 11'x7.5	HATCH
	45-52	14.0	22.75	4	1784	12'x40"	9'x3'x35' B.A.	
BRIDGE DECK	16	15.5	13.8	1260	33.9	4.25	5x4	HATCH
	28-29	29.0	24.8	1275	91.6	5.3	16x54	
	45	24.5	22.75	1259	70.2	4.00	13x54	HATCH
	95	25.0	22.75	1243	79.8	12.3	14x52	
2ND DECK	110	28.0	26.4	1275	91.4	12.8	16x56	HATCH
	123	21.0	13.7	1246	35.8	13.6	10x48	



S.N. 424  
M.S. "CHOJO MARU"  
CONSTRUCTION PROFILE  
& DECK PLAN (SHEET 1.)  
(FINISHED PLAN)  
SCALE  $\frac{1}{8}$  = 1 FOOT.





© 2021

Lloyd's Register  
Foundation