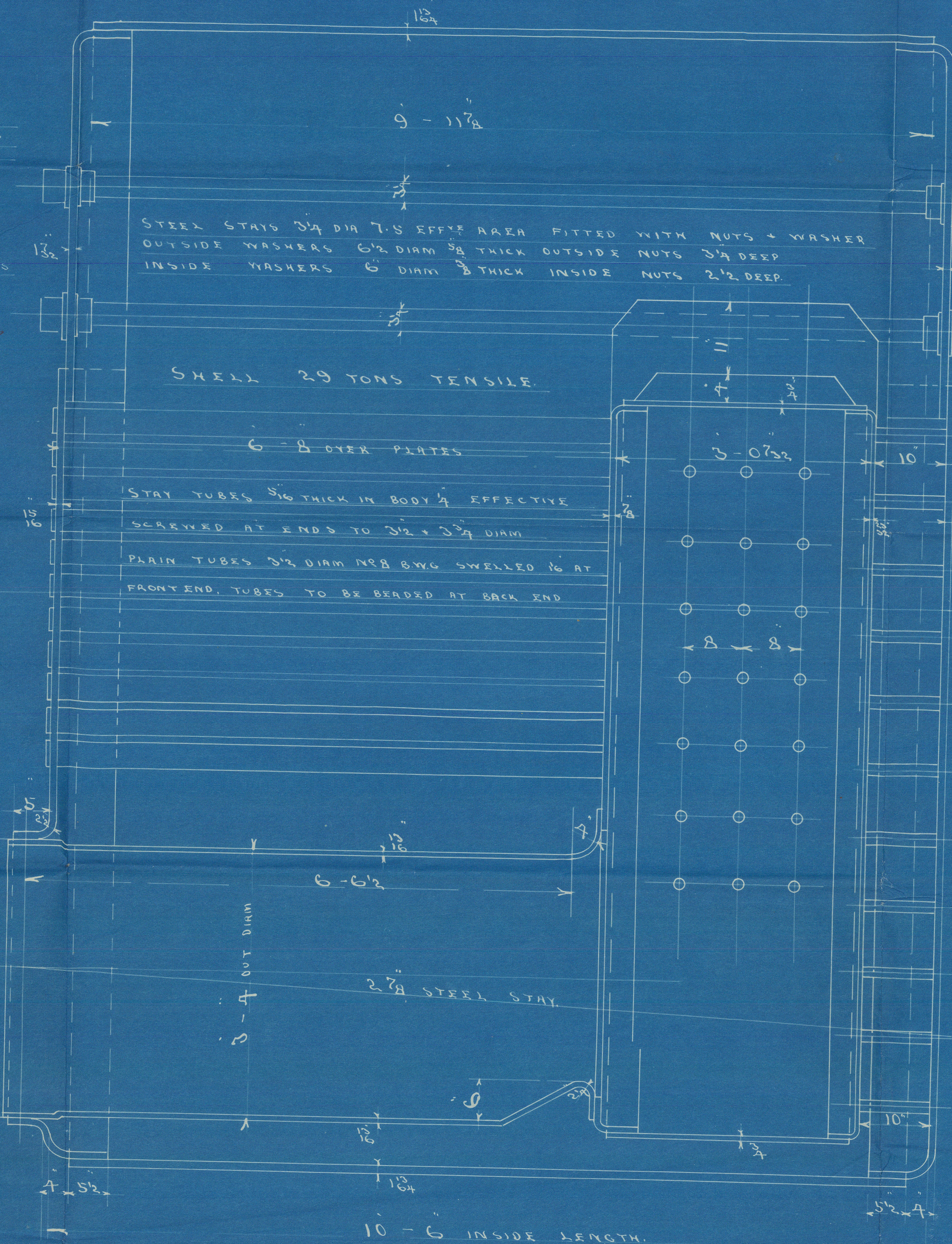
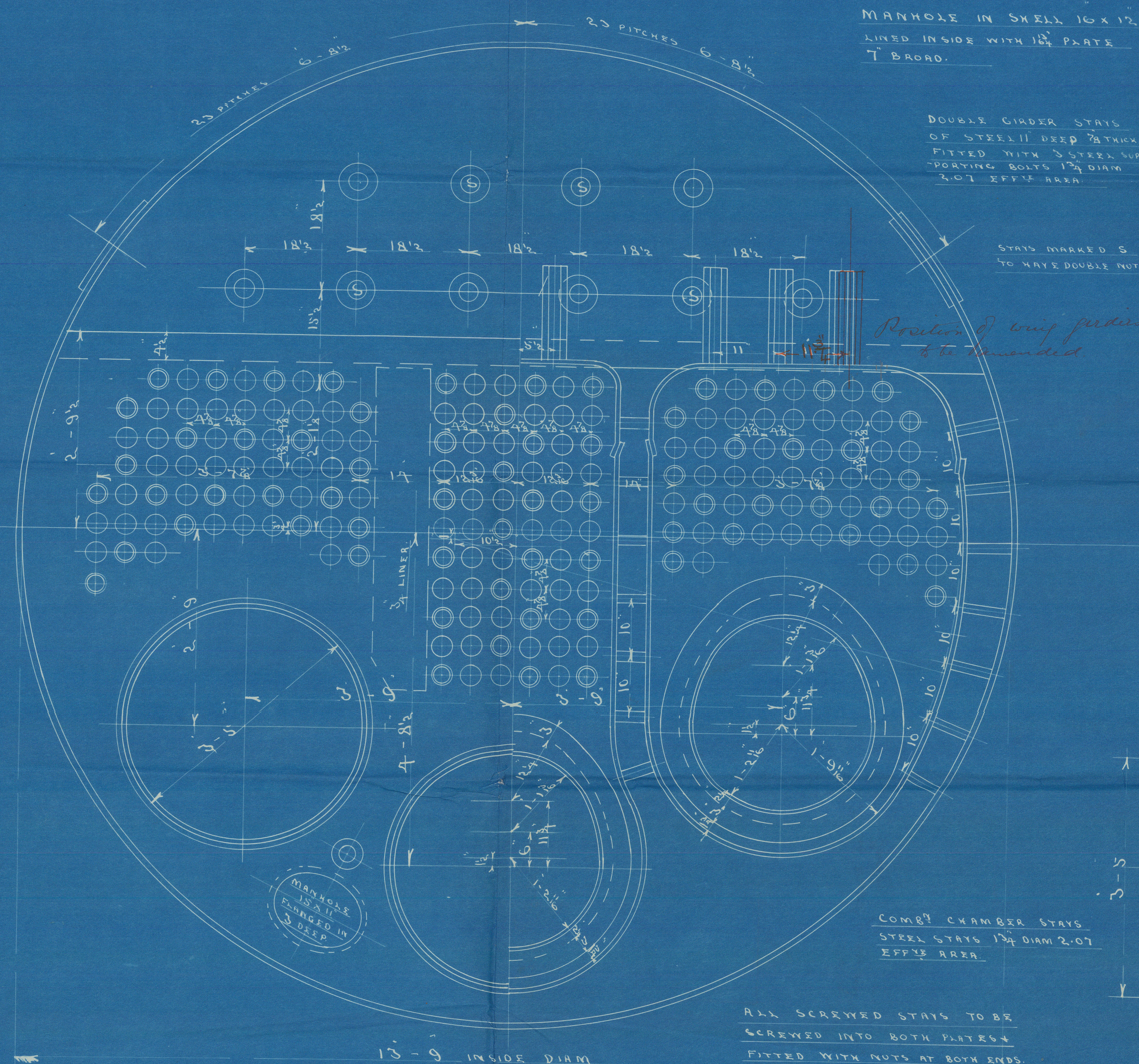



DIMENSIONS	
LENGTH OF FIRE BARS	
AREA OF FIRE GRATE	
DIAM OF TUBES OUTSIDE	5 1/2
LENGTH OF TUBE OVER PLATES	6-8
Nº OF TUBES	186
SURFACE OF TUBES	1112.4
TOTAL HEATING SURFACE	1440.4
WORKING PRESSURE	200 LBS
DIAM OF SAFETY VALVE	2 1/2

PARTICULARS OF RIVETTING
 SHELL LONGITUDINAL JOINT TO BE TRIPLE RIVETTED DOUBLE
 BUTT JOINT HOLES DRILLED 1 3/4" DIAM 8" PITCH
 CIRCUMFERENTIAL SEAM TO BE DOUBLE RIVETTED LAY
 JOINT HOLES DRILLED 1 3/4" DIAM 5 1/2" PITCH
 FURNACES: SINGLE RIVETTED
 COMB CHAMBER: SINGLE RIVETTED EXCEPT BOTTOM DOUBLE
 RIVETTED TO TUBE PLATE



PLAN Nº 2907

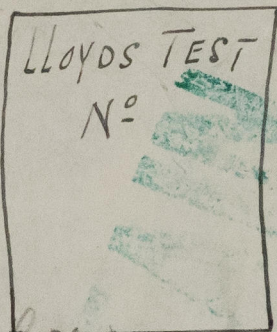
STEEL BOILER Nº 1040-1

4/4/13
 J. J. J.
 4.4.13
 JAMES D. HOLMES & CO. LTD.
 ENGINEERS & BOILER MAKERS
 HULL

MESSRS. CHARLES D. HOLMES & CO. LD.


N^{os} 1040-1.

WORKING PRESSURE 200 LBS.



App Plan


586 ^{3/5} Sir Mark Dykes Hull Rpt No. 27359
585 " Doctor Lee - - 27373



© 2021

Lloyd's Register
Foundation

W1325-0108



W1325-0108



© 2021

Lloyd's Register

Foundation