

SHIP No 767.
M. V. "LEGAZPI".
SCANTLING SECTIONS.

STEEL SINGLE SCREW PASSENGER & CARGO MOTOR VESSEL.

PRINCIPAL DIMENSIONS

LENGTH O.A. 222'3"
LENGTH B.P. 210'0"
BREADTH MOULDED 40'0"
DEPTH MOULDED 15'9"

SCALE 1/2"=ONE FOOT.
CLASS * 100 A.I. LLOYDS.
(AS FITTED.)

EQUIPMENT NUMBER

LONGITUDINAL NUMBER L(B+D)=11707.5
FORECASTLE 3/4(33.5.75) = 188.4
BRIDGE 3/4(39.25.75) = 220.8
HOUSES 1/2(18.5.75) = 695.0
12811.7

NUMERALS

L x D = 210 x 15.75 = 3310
L(B+D) = 210(40 + 15.75) = 11707.5
D = 15.75
40 = 210/15.75
d = 13.83 IN HOLD
d = 1125 IN MOTOR ROOM + 34 = 1159

EQUIPMENT LETTER O

2 BOWER ANCHORS EACH 28 1/2 CWT. STOCKLESS
1 BOWER ANCHOR 19 1/2 CWT. EX. STOCK
1 STREAM ANCHOR 7 CWT. EX. STOCK
240 FATHOMS 3/16" STUD LINK (CHAIN CABLE 298 3/4 CWT.)
75 FATHOMS 3/4" STEEL WIRE ROPE
90 FATHOMS 3/4" STEEL WIRE ROPE
90 FATHOMS 6" MANILA ROPE
90 FATHOMS 5" MANILA ROPE

FORECASTLE DECK


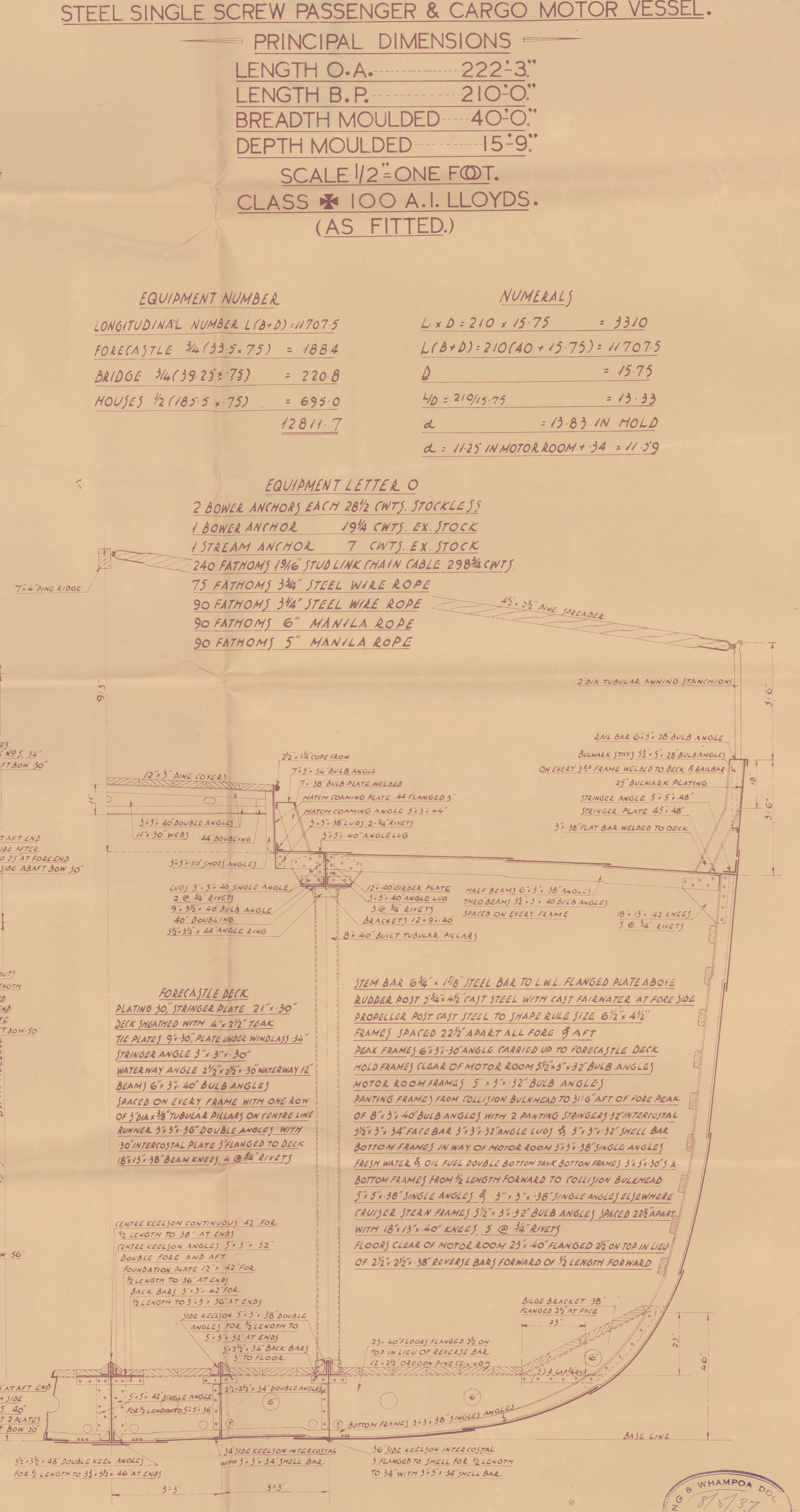
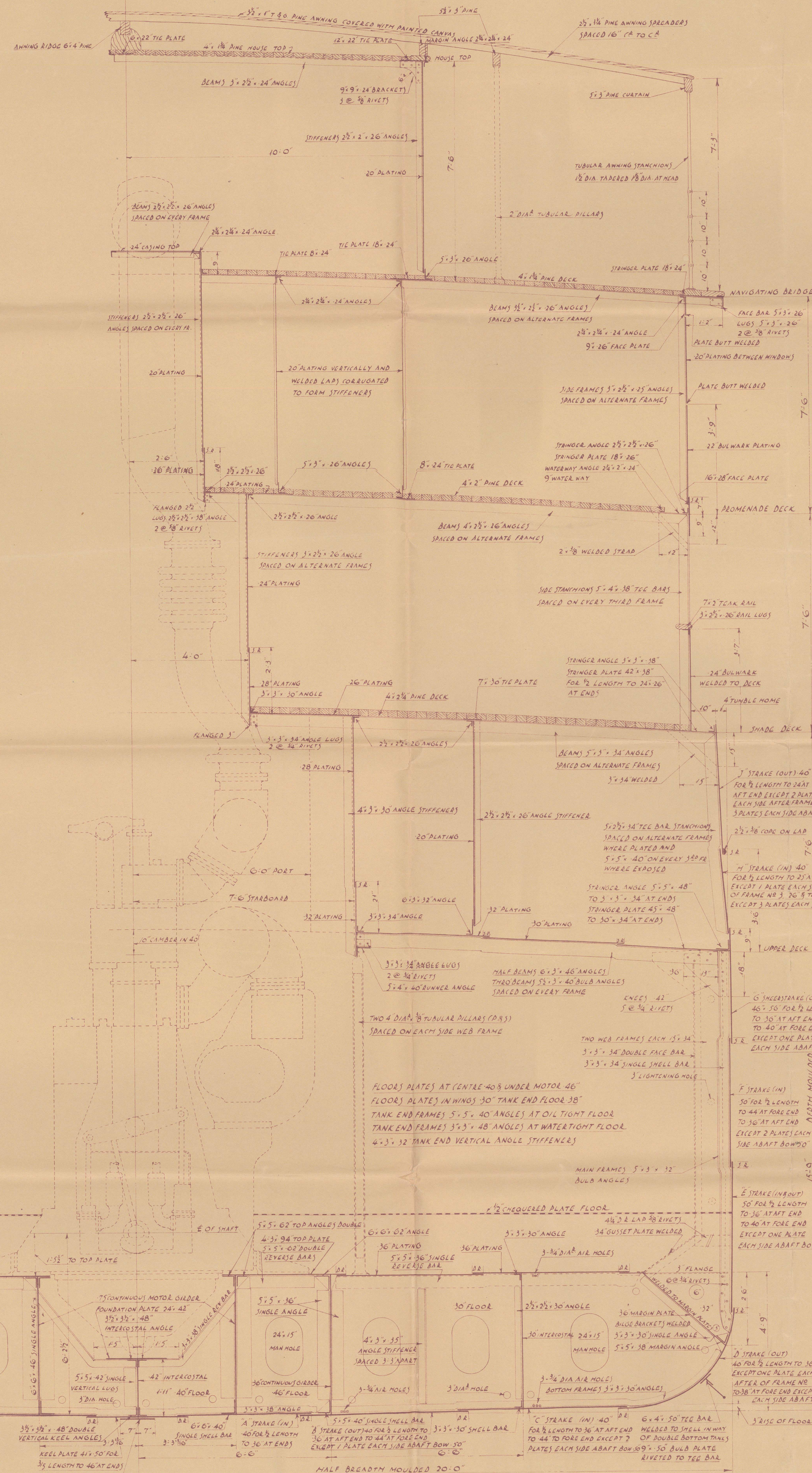
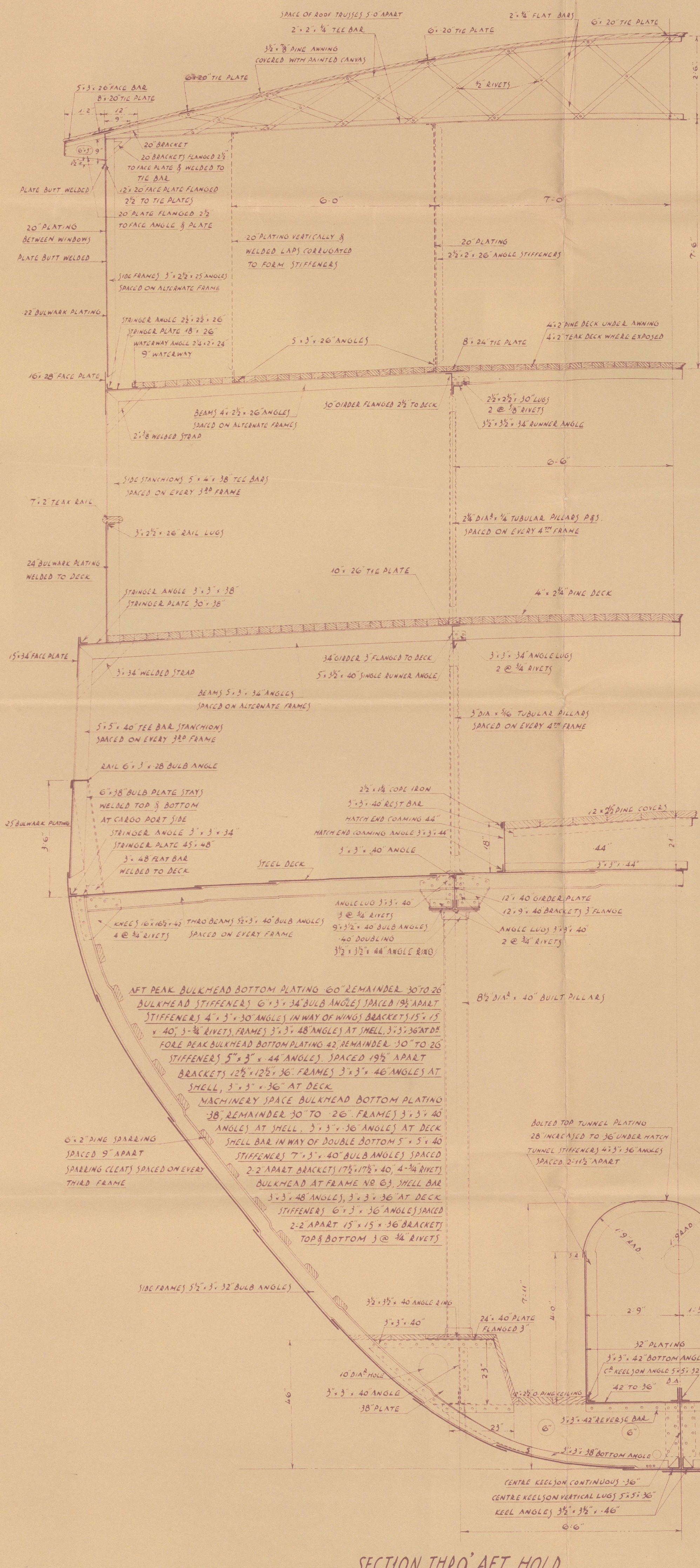
PLATING 30, STINGER PLATE 21" x 30"
DECK LATHED WITH 6" x 2 1/2" TEAK
TIE PLATES 9" x 30", PLATE UNDER WINDLASS 34"
STINGER ANGLE 3" x 3" x 30"
WATERWAY ANGLE 1 1/2" x 2 1/2" x 30" WATERWAY 12"
BEAMS 6" x 3" x 40" BULB ANGLES
SPACED ON EVERY FRAME WITH ONE ROW
OF 2" x 3/8" TUBULAR PILLARS ON CENTRE LINE
RUNNER 3" x 3" x 30" DOUBLE ANGLE WITH
30" INTERCOSTAL PLATE 3" FLANGED TO DECK
18" x 3" x 30" BEAM KNEES 4" x 3/4" RIVETS

STEM BAR 6" x 1 1/2" STEEL BAR TO L.W.L. FLANGED PLATE ABOVE
RUDDER POST 5 1/4" x 1/2" CAST STEEL WITH CAST FAIRWATER AT FORE 300
PROPELLER POST CAST STEEL TO SHAPE RULE 5/16" 6" x 4 1/2"
FRAMES SPACED 22 1/2" APART ALL FORE 9' AFT
PEAK FRAMES 6" x 3" x 30" ANGLE CARRIED UP TO FORECASTLE DECK
HOLD FRAMES (CLEAR OF MOTOR ROOM 5' x 5" x 32" BULB ANGLES)
MOTOR ROOM FRAMES 5" x 5" x 32" BULB ANGLE
PAINTING FRAMES FROM COLLISION BULKHEAD TO 3' 6" AFT OF FORE PEAK
OF 8" x 3" x 40" BULB ANGLES WITH 2 PAINTING STINGERS 32" INTERCOSTAL
3 1/2" x 3" x 34" FACE BAR 3" x 3" x 32" ANGLE LUGS 8" x 5" x 32" SHELL BAR
BOTTOM FRAMES IN WAY OF MOTOR ROOM 3" x 3" x 38" SINGLE ANGLE
FRESH WATER & OIL FUEL DOUBLE BOTTOM TANK BOTTOM FRAMES 3" x 3" x 30" A
BOTTOM FRAMES FROM 1/2" LENGTH FORWARD TO COLLISION BULKHEAD
3" x 3" x 38" SINGLE ANGLE 8" x 3" x 38" SINGLE ANGLE SELENIUM
CRUISER STEAM FRAMES 3 1/2" x 3" x 32" BULB ANGLE SPACED 22 1/2" APART
WITH 18" x 1 1/2" x 40" KNEES, 5" x 3/4" RIVETS
FLOOR CLEAR OF MOTOR ROOM 2 1/2" x 40" FLANGED 2 1/2" ON TOP IN LIEU
OF 2 1/2" x 2 1/2" x 38" REVERSE BARS FORWARD OF 1/2" LENGTH FORWARD

SECTION THRO' FORE HOLD
LOOKING FORWARD

MIDSHIP SECTION
LOOKING FORWARD

SECTION THRO' AFT HOLD
LOOKING AFT



RETAIN

M. V. "LEGAZPI"

RPT. HKG 7819

Motorship Legazpi

Section

(Ashwell)

W1320-0872
© 2021



Lloyd's Register
Foundation