

Lloyds Requirements

IPSWICH WORKS,
IPSWICH.

11th March, 1927.


SPARES FOR C.O.1293/4.

Engines for Dublin Dockyard M.V. 120

- piston rings. part nos. 00996, 00999, 002402.
- set main bearings (Bottom halves only) part no. 002415(16 off).
- connecting rod (top end bearing) part nos. 002380, 002381
- " " bottom half bearing. " 50312/1, 50313/1.
- " bolts. Part no. 50316.
- half sets crankcase air valves. Part No. 50200 (54 off).
- (drop weight) Valves for fuel pump suction, part no. 48379.
- Atomiser nozzles, part no. 48135/2. Delivery " " 48420.
- complete sets of springs.
- Piston pins part no. 10304.
- Conn. rod ball, part no. 46501.
- Atomisers part no. 481939/1.
- Fuel pump part no. 48377/1.
- Bye-pass valve part no. 48447/1.
- Bye-pass striking rod part no. 48457.
- Non-return valve part no. 52653/1.
- Cylinder escape valve part no. 53077.
- Air starting cam part no. 53097.
- Indicator lever part no. 23713.
- One set for 7" Monovel governor.
- Barring gear ratchet part no. 52673.
- Safety valve part no. 4819.
- safety discs for fuel pump part no. 42386.
- suction and delivery valves for circulating pump, part no. 53131.
- joints for cylinder head part no. 04457, 04479.
- suction valve for bilge pump, part no. 53131.
- delivery valve for bilge pump.
- wear down gauges for crankshaft.
- ignition tubes. part no. 42337.
- springs (crankwashers) part no. 01358.
- crankwasher leathers, part no. 01337.
- lubricator sight glasses for T & K. lubricator.
- rapid starting burners, part no. 4851.
- " bodies, part no. 4856/1.
- rapid starting burner nipples, part no. 4851.
- rapid starting burner nozzles, part no. 4852.
- air reversing valves on cylinder, part no. 52650.
- atomiser spindles part no. 48141/1, to be ground to atomiser which are despatched with engine.

of all studs, bolts and nuts fitted.


stud.	Part No.	0125.
"	"	0121.
"	"	064.
"	"	04824.
"	"	0112.
"	"	0166.
"	"	0200.
"	"	0187.
"	"	044.
"	"	034.
"	"	0888.
"	"	043.
"	"	085.
"	"	039.
"	"	037.
"	"	085.
"	"	066.
"	"	0199.
"	"	0189.
"	"	063.
"	"	045.
"	"	028.



© 2021

Lloyd's Register
Foundation

W1319-0315 1/2



1	-	stud	part no.	021.
2	-	"	"	0203.
2	-	"	"	0176.
2	-	"	"	0193.
1	-	"	"	083.
1	-	"	"	082.
1	-	"	"	0195.
1	-	"	"	0196.
1	-	"	"	061.
4	-	"	"	042.
1	-	"	"	022.
1	-	"	"	0113.
6	-	"	"	0205.
2	-	"	"	086.
10	-	"	"	062.
5	-	"	"	065.
1	-	"	"	024.
1	-	"	"	023.

BOLTS.

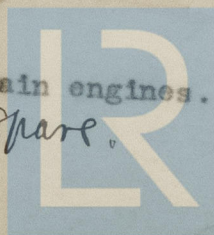
1	-	bolt	part no.	0475.
2	-	"	"	0470.
1	-	"	"	0414.
12	-	crankshaft bolts.	part no.	52165.
12	-	bolts	"	0518.
3	-	"	"	0441.
1	-	"	"	0442.
1	-	"	"	0443.
1	-	"	"	0422.
1	-	"	"	0519.
1	-	"	"	0426.
1	-	"	"	52668.
1	-	"	"	0412.
1	-	"	"	0433.

SETSCREWS.

2	-	setscfews	part no.	0154.
3	-	"	"	0545.
2	-	"	"	0514.
1	-	"	"	04721.
32	-	"	"	04704.
5	-	"	"	0515.
7	-	"	"	0562.
2	-	"	"	0551.
3	-	"	"	0542.
2	-	"	"	0270.
3	-	"	"	0572.
1	-	"	"	0282.
1	-	"	"	0543.
1	-	"	"	04702.
1	-	"	"	04700.
2	-	"	"	0532.
1	-	"	"	0518.
1	-	"	"	0546.
1	-	"	"	04722.
1	-	"	"	0359.
1	-	"	"	04738.
1	-	"	"	0564.
12	-	"	"	0506.
2	-	"	"	0549.
1	-	"	"	0571.
		"	"	0513.

2 - bronze governor gear wheels for main engines.

" " " " " Spare



© 2021

Lloyd's Register
Foundation

0315 2/2