

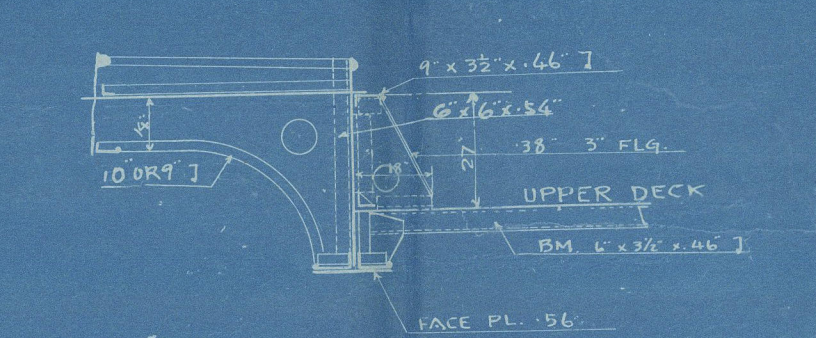
PILLAR AT SIDE									
POSITION	L	B	H	N <sub>0</sub>	d	SIZE	FACE BAR	REMARKS	
14	8.3	23.5	50	15.5	6.3	5	28.0	12.0	7' x 9 1/2" x 3/8" x 46"
53	25.0	10.0	17.0	5	22	53.7	18.0	11' x 3 1/2" x 3/8" x 50"	12' x 3 1/2"
80	7.5	25.0	17.0	4	5	26.3	18.5	4' x 4" x 3/8" x 7' x 30"	12' x 3 1/2"
120	23.0	6.75	14.5	15.0	5	21.5	19.0	4' x 4" x 3/8" x 9' x 30"	12' x 3 1/2"

HATCH END BEAMS BETWEEN HATCH SIDE COAMINGS.									
POSITION	L	B	H	N <sub>0</sub>	d	SIZE	FACE BAR	REMARKS	
14	8.8	17.0	21.0	6.3	5	22	12' x 4 1/2"	8' FLANGE	
53	7.5	10.5	21.0	22	5	22	16' x 4 1/2"	4' FLANGE	
120	6.7	19.5	21.0	5	5	22	12' x 4 1/2"	7' FLANGE	
80	7.5	10.5	21.0	4	4	22	12' x 4 1/2"	6' FLANGE	
73							4' x 3 1/2" x 4 1/2"	16' UNDER WINCH DECK	
93							16' x 3 1/2" x 4 1/2"		
95							4' x 3 1/2" x 4 1/2"		
105							4' x 3 1/2" x 4 1/2"		

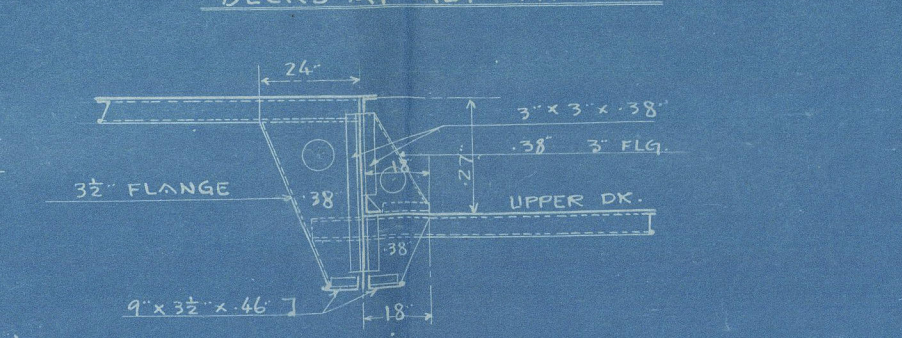
DECK GIRDERS									
POSITION	L	B	H	N <sub>0</sub>	d	SIZE	FACE BAR	REMARKS	
7-16 (4)	17.5	16.0	6.3	(115)	500	12' x 46"	5' x 3 1/2" x 4 1/2"		
14-33 (5)	47.5	16.0	5			14' x 56"	9' FLG.		HATCH COAMING
28-38	AS PER PLAN								
33-53 (5)	50.0	17.0	5			14' x 56"	10' FLG.		HATCH COAMING
53-61 (5)	20.0	11.6	22	1021		16' x 44"	11' x 3 1/2" x 56"		
53-59 (5)	15.0	10.5	22	(115)	730	16' x 44"	4' x 3 1/2" x 44"		
74-80 (5)	15.0	10.5	4	(-3)	163	12' x 40"	6' FLG.		HATCH COAMING
80-100 (5)	50.0	17.0	5			14' x 56"	10' FLG.		
95-105	AS PER PLAN								
100-120 (5)	46.3	15.5	5			14' x 56"	8' FLG.		HATCH COAMING
120-126 (7)	13.5	13.7	5	(115)	188	12' x 40"	4' x 3 1/2" x 36"		
74-80 (5)	15.0	11.8	4	106		14' x 42"	4' x 3 1/2" x 42"		

# M.S. RONSON MARU. CONSTRUCTION PROFILE, DECKS & INNER BOTTOM PLAN. SCALE 1/8"=1'-0"

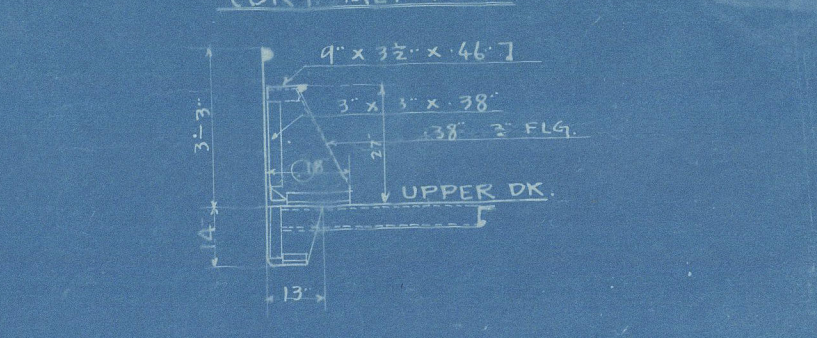
HATCH END BEAMS AT FR. NO 28, 38, 45, 105.



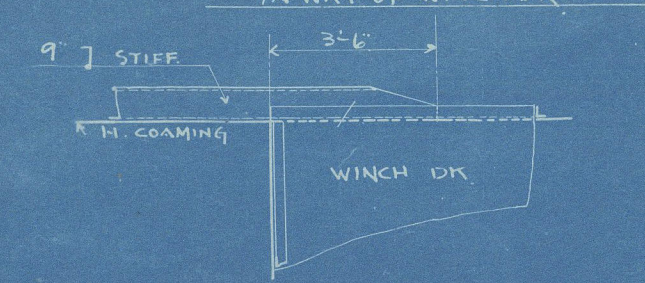
HALF BEAM CONNECTION IN WAY OF WINCH DECKS AT ALT. FRAME




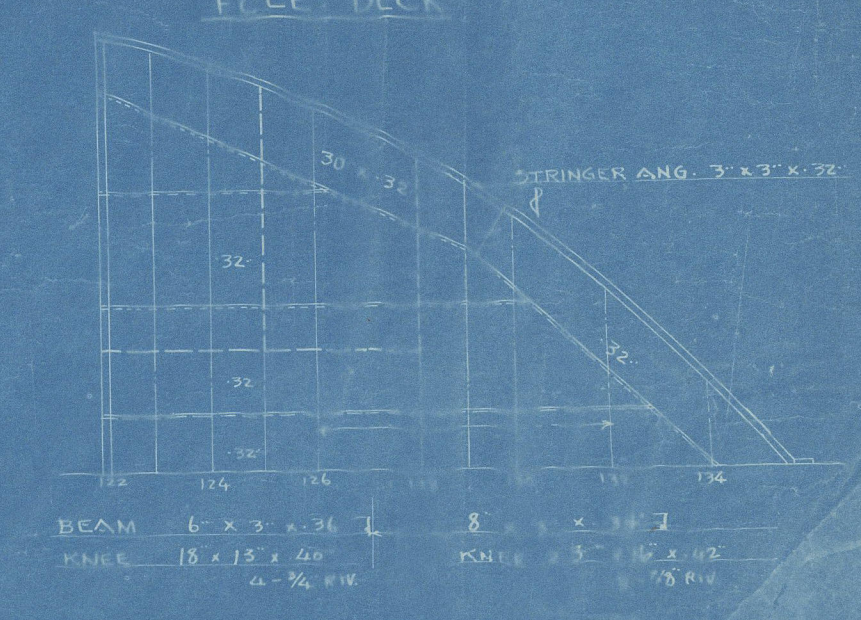
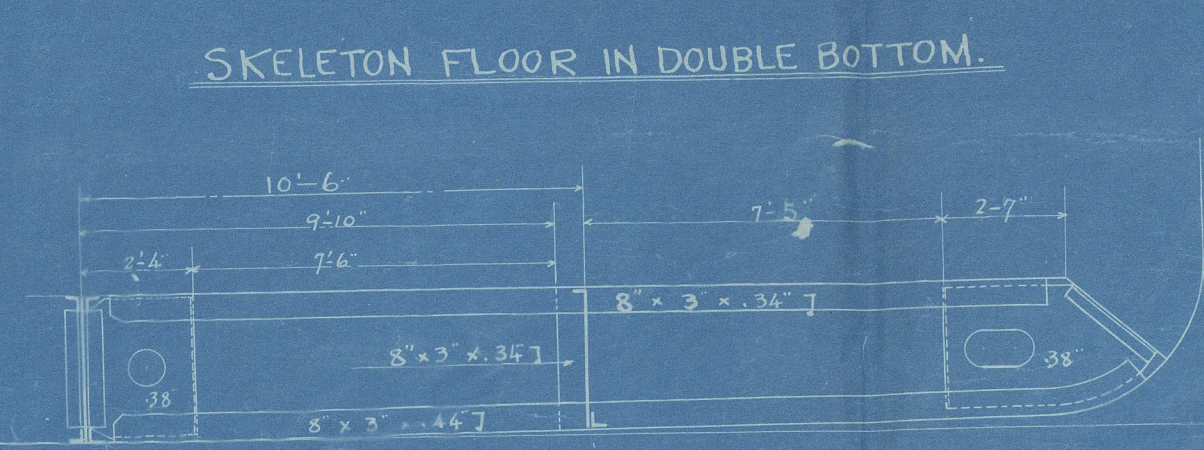
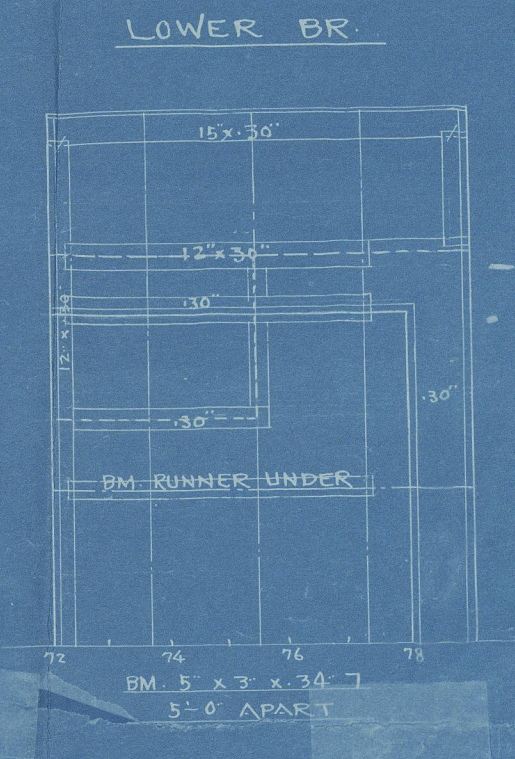

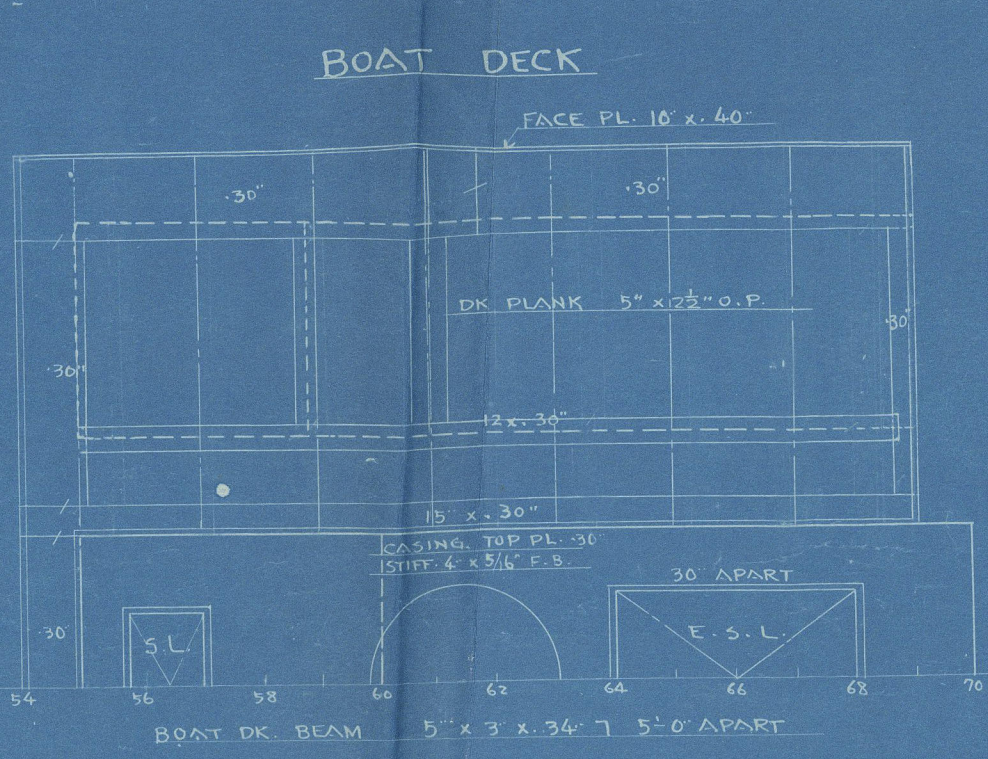
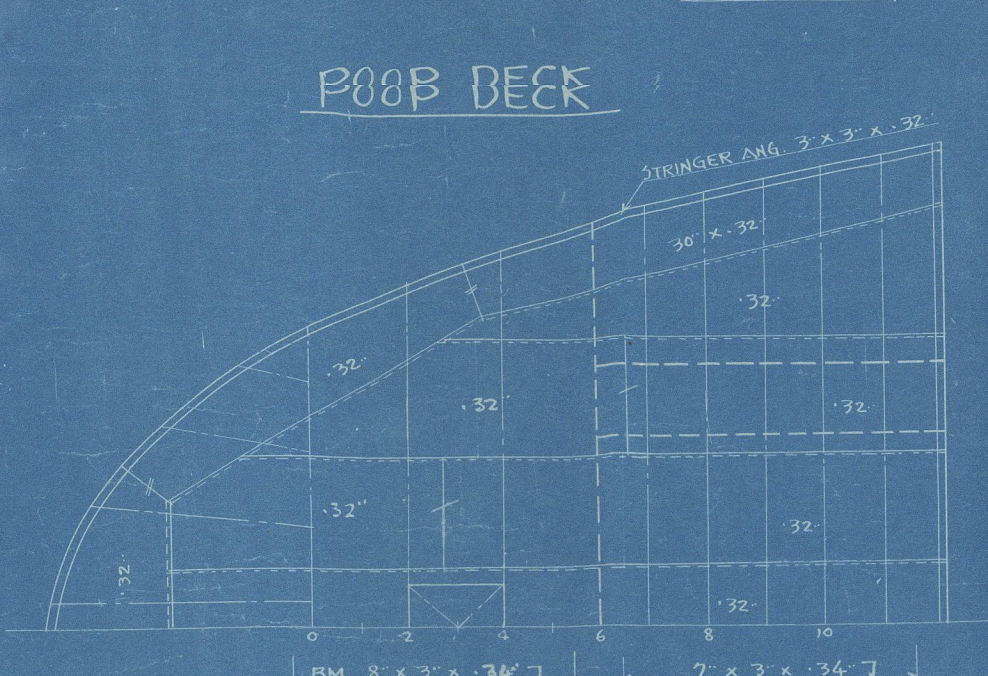
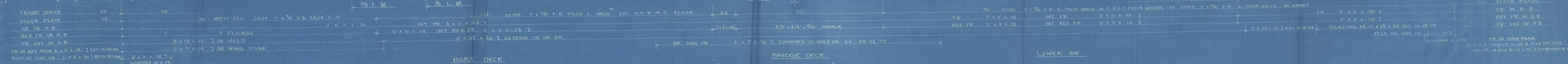
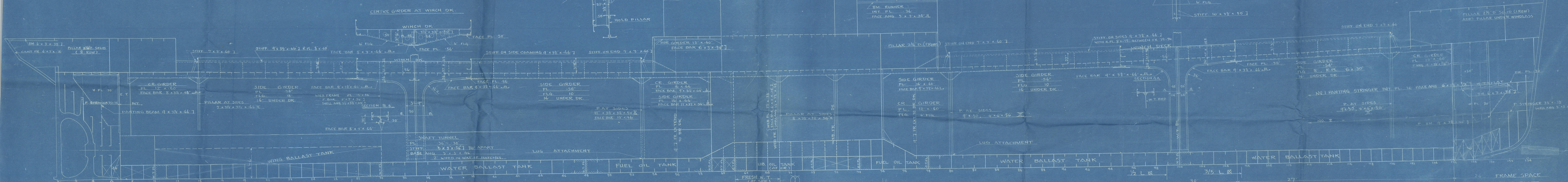
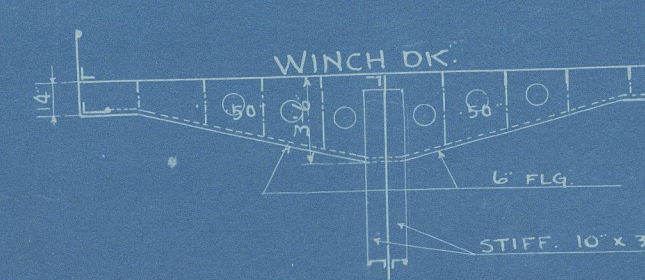
UPPER DECK GIRDER AT HATCH SIDE (BKT. ALT. FR.)



PLAN OF HATCH CORNER IN WAY OF WINCH DECK



CENTRE GIRDER AT WINCH DECK





m/v "Ronsau Maru"

Mitsui Bussan Kaisha 162

Profile & Deck as built.

RETAINR

London Office

© 2021

Lloyd's Register  
Foundation

W1312-0236