

6/10/10

3. STEEL BOILERS, No. A. 138.

WORKING PRESSURE = 200 LBS PER SQ. INCH.
TEST PRESSURE = 400 LBS PER SQ. INCH.

14.00 KG. PER SQ. CM.
28.12 KG. PER SQ. CM.

TO LLOYD'S AND
BAUPOLEIT. BEHÖRDE OF HAMBURG.

Scale 1 Inch = 1 Foot.

Note:

All plates rivets & stay bars to be of Siemens Martin Steel.
All rivet holes to be drilled in place after the plates are bent.
The flange plates to be annealed after flanging.
The screw stays are 1 1/2 inch dia. & 1/2 inch of diam. screwed
into both plates and nutted as shown. 10 threads per inch.
In washers to be fitted under nuts inside of cone chambers.
A nipple in plate 16 x 18 inch square, 5/8 inch dia. longitudinally
and a doubler plate 3-5 x 2-7 inch, 1/2 inch thick, fitted round it.





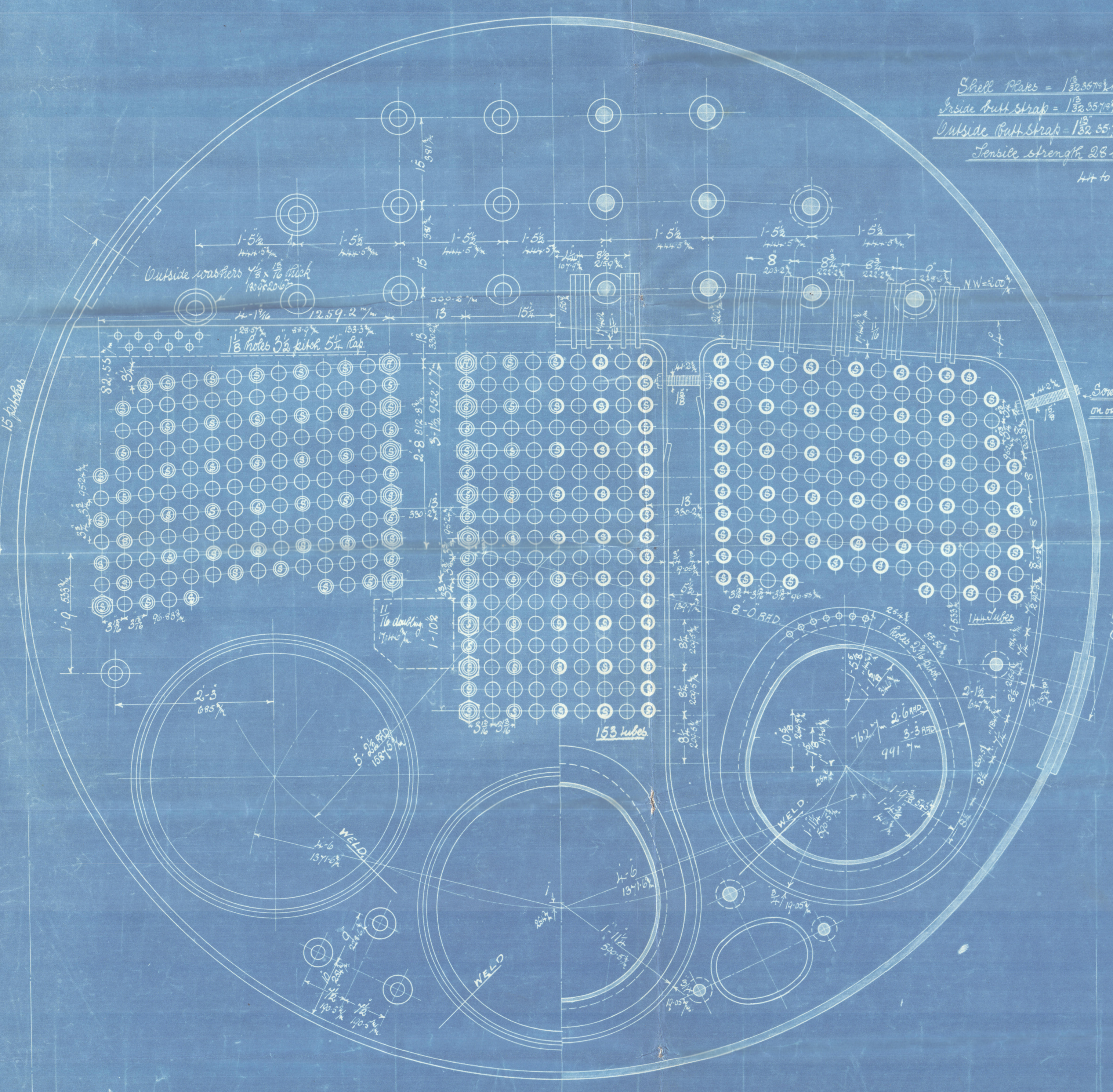
Plan of Shell Riveting

36 5/8 inch 1 1/2 holes
plate = 55 5/8 inch
Pitch = 37 inch Long

DIMENSIONS

	1 Boiler	3 Boilers	1 Boiler	3 Boilers
LENGTH OF FIRE BARS	5-9	5-9	17-5 1/2	17-5 1/2
AREA OF FIRE GRATE	61 sq	183 sq	5-66 sq ft	17-54 sq ft
DIAM OF TUBES OUTSIDE	2 1/2	2 1/2	63-5 1/2	63-5 1/2
LENGTH OF TUBES	7-9	7-9	23-7 1/2	23-7 1/2
NO OF TUBES	44-1	132-3	44-1	132-3
AREA THROUGH TUBES	10 sq	30 sq	43 sq ft	129 sq ft
SURFACE OF TUBES	2233 sq	6711 sq	203 sq ft	624 sq ft
TOTAL HEATING SURFACE	2267 sq	6801 sq	207 sq ft	744 sq ft
WORKING PRESSURE	200 lbs	200 lbs	14-00 kg	14-00 kg

Material	Tensile Strength	Tensile Strength
Shell plates, Butt Straps & Transverse doublers	28103 lb	44-50-3
Longitudinal stays	26103 lb	40-4-4-2
Lower plates	28103 lb	44-50-3
Longitudinal stays	28103 lb	44-50-3
Screw stays	26103 lb	40-4-4-2
Rivet Bars	26103 lb	40-4-4-2



88 lb. 97 lb.
6/10/10


No. A 138.

Messrs Charles C^o Ltd.

Boilers N^o A 138

N^o 1808
Lloyds Test
400 lbs
J.B.
27.4.11

Hull Report No 23793



sp "Horley"

non Euclid

RETAIN



© 2020

Lloyd's Register
Foundation

1881-0085