


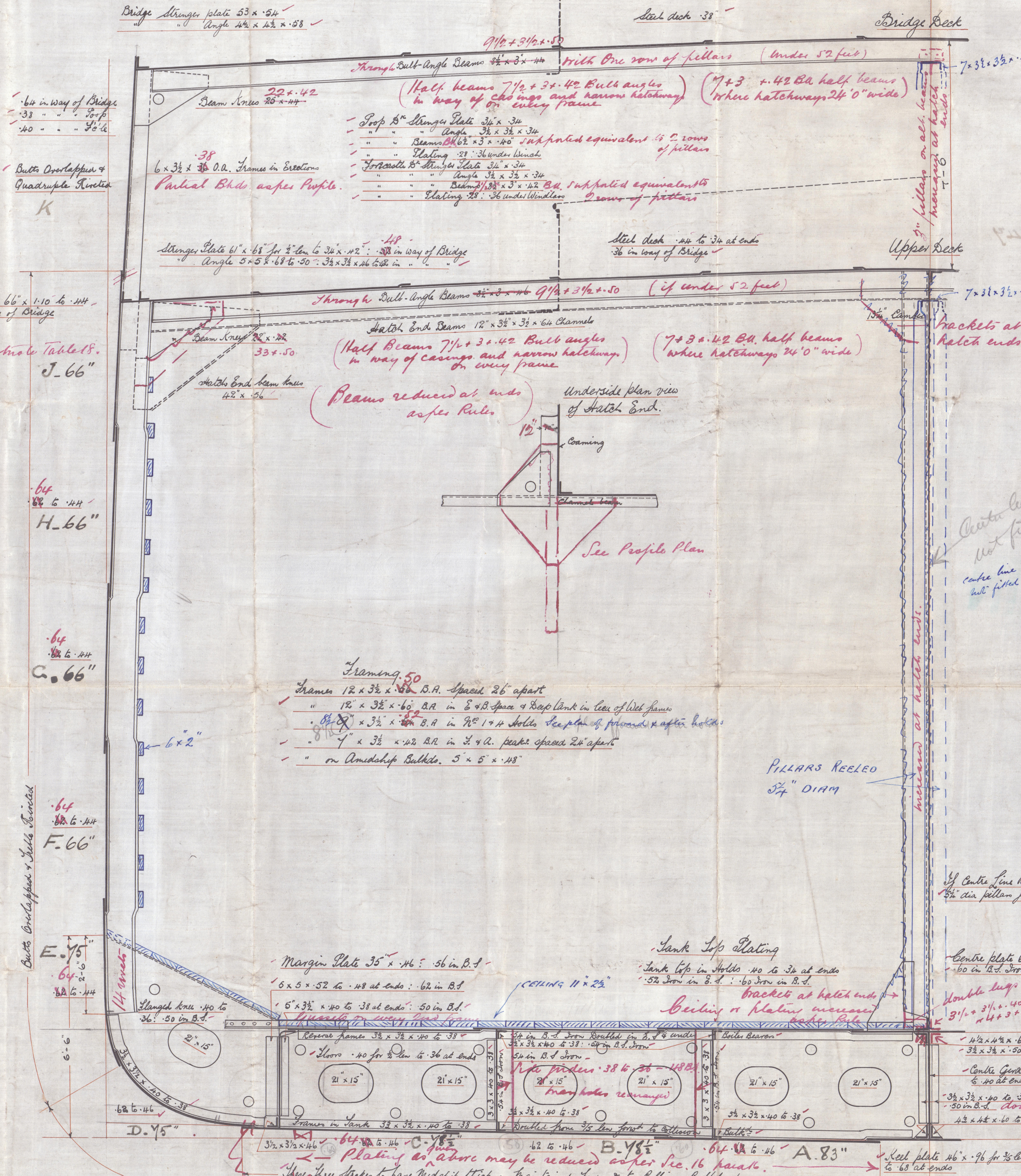
# MIDSHIP SECTION OF SINGLE DECK

S. S. N<sup>o</sup> 809

SCALE  $\frac{1}{2}" = 1'F$



23.6.10  
8.7.10  
14.7.10  
21.7.10  
10.8.10  
7.9.10



Principal Dimensions

Length between Perps	37'8"-0"
Breadth moulded	53'-0"
Depth	26'-11"
" of Hold	24'-6"
Class 100 A1 Light	

Lloyd's Number

Breadth moulded	53.00
Depth	26.91
49.91 = Transverse Number	
Length B.C.	378.00
30205 = Longitudinal	
d = 23.41	

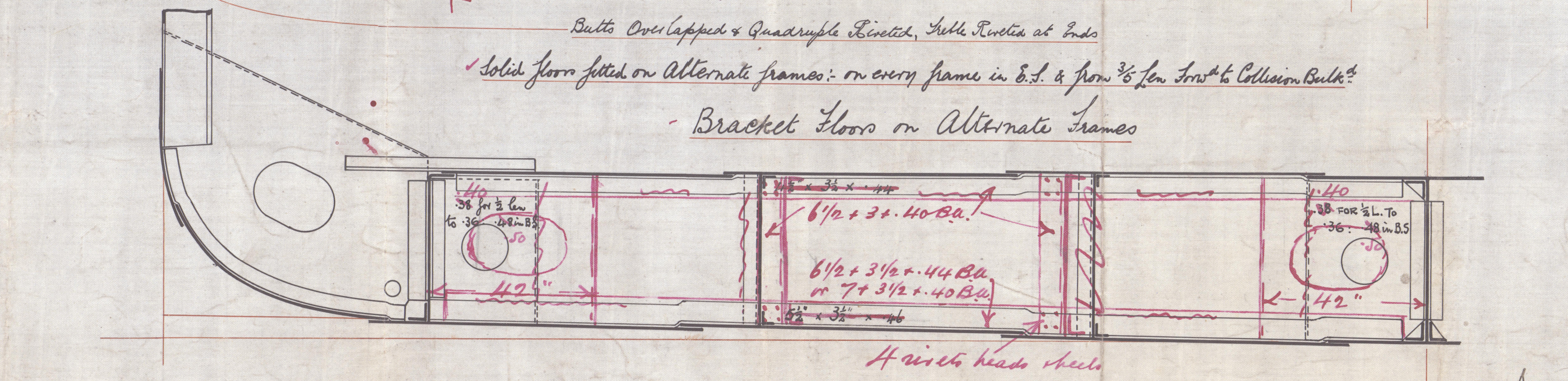
Proportions

Depth in Length	= 10.98 to Bridge 8"	Numerals as measured off Profile & Deck Plans
" "	= 1405 " Upper "	
Equipment N <sup>o</sup>	= 33520 32169	
30205		

Hull 36 x 7.5 x .75 = 202  
 Prop 36 x 7.5 x .75 = 1293  
 Bridge 230 x 7.5 x .75 = 202  
 Frame 36 x 7.5 x .75 = 192  
 Casings 53 x 7.5 x .5 = 75  
 Salom 20 x 7.5 x .5 = 75  
 Equip. N<sup>o</sup> = 32169

Trappings

Stem Bar	10 x 2 1/2"
Stem Frame	Propeller post 10 x 7 1/2" Luddy post 9 x 7 1/2"
Rudder Head	Plate
" "	Steel
" "	Leather
} As per Rule	
Bulthheads Amidships, Ends as per Rule	
Plate at Round Bottom	3/4"
" "	Upper 3/4"
Seams fore & aft	
Vertical Stiffeners	10 x 3 1/2 x 5/8 B.C. spaced 2'-6" apart bracketed at bottom
Bulthhead Plating	3/4 x 3 1/2 x 3/4
" "	Deck Top Angles 3 1/2 x 3 1/2 x 3/4 double
Equipment N <sup>o</sup> 33520 32169	
2 Stockless Bows Anchor	8 x 14 each 58 1/4
" "	" " 50 1/2 47 1/2
1 Steam Anchor	1 1/2 x 10 x 10 15
1 Kedge	" " " 6 1/2
270 Fathoms of steel chain cable	2 1/2" dia. 2 1/2"
90 " "	" " " 1 1/2" or 1 1/4"
120 " "	" " " 1 1/2" or 1 1/4"
2 Transverse Wires	90 fathoms each 8" 7
2 " "	90 " " 7



23/6/10



Palmer Co.  
Midship Section  
No. 809

See Special  
Section for Nos 144 holds

J. Grady

N. 60044



© 2020

Lloyd's Register  
Foundation

W1285-0186