

NO 8.

NO 498.

STEEL BOILER.

DIA. 10'-10" x 10'-6" LONG.

WORKING PRESSURE 200 LBS.

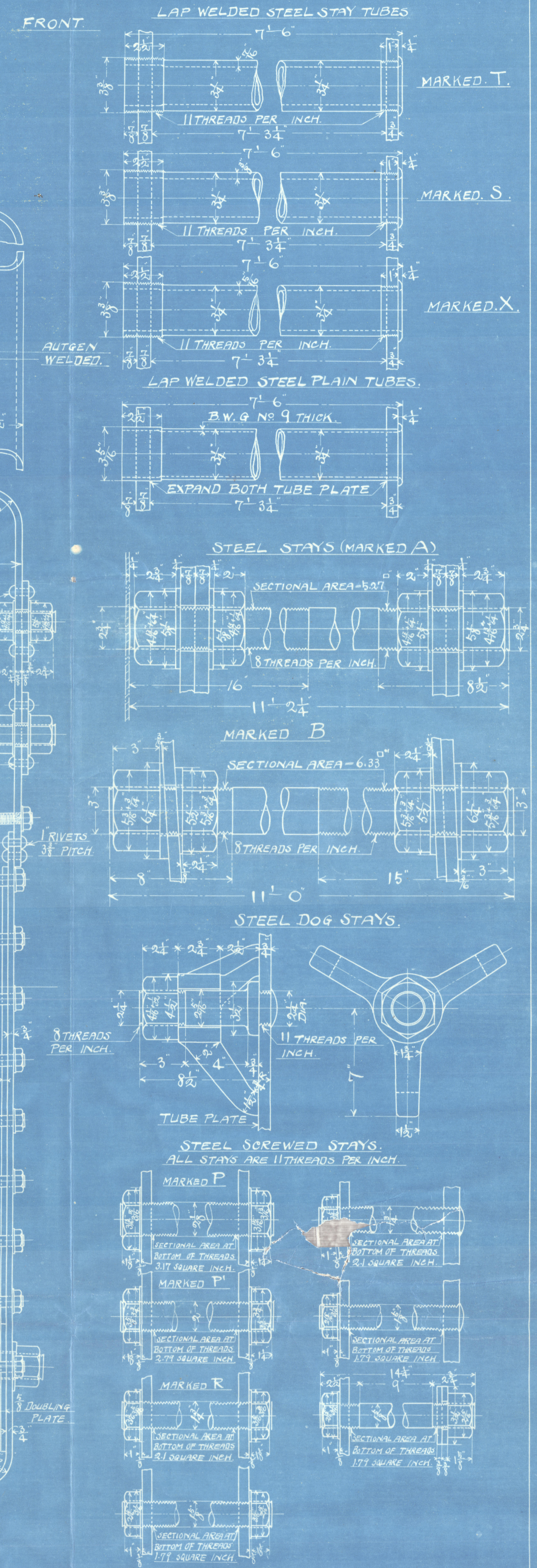


SCALE 1 1/2 IN. TO 1 FT.

1. THUS.
(SMALL)

HEATING SURFACE. 427.958 sq. ft.
TUBES. 74.532 "
FLUES. 102.187 "
BACK TUBE PLATES. 27.802 "
TOTAL. 1132.479 "
GRATE AREA. 33.000 "

RATIO H/G 34.318
SECTIONAL AREA OF TUBES. 6.541 sq. ft.
SECTIONAL AREA OF TUBES. 1
GRATE AREA 5.045

TUBES.
98 STEEL PLAIN TUBES 3/4" EXT. DIA. B.W.G. NO. 9 THICK.
4 STEEL STAY TUBES 3/4" EXT. DIA. 1/2" THICK MARKED T.
20 STEEL STAY TUBES 3/4" EXT. DIA. 1/2" THICK MARKED S.
20 STEEL STAY TUBES 3/4" EXT. DIA. 1/2" THICK MARKED X.
150 IN ALL.



KAWASAKI DOCKYARD Co., LTD.

Builders No. 498.

S/S OHIO MARU

Small boiler.

Kobe Rpt No 2859.

Drawing No.



RETAIN



© 2020

Lloyd's Register
Foundation

W1285-0066

神
子
B
M
E