
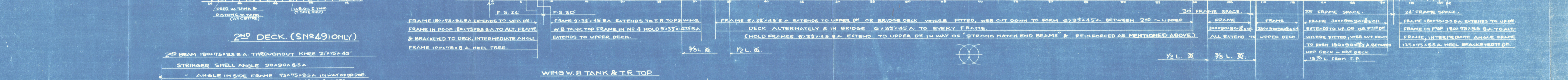
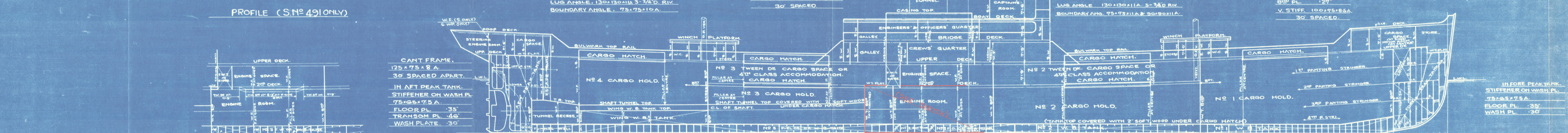
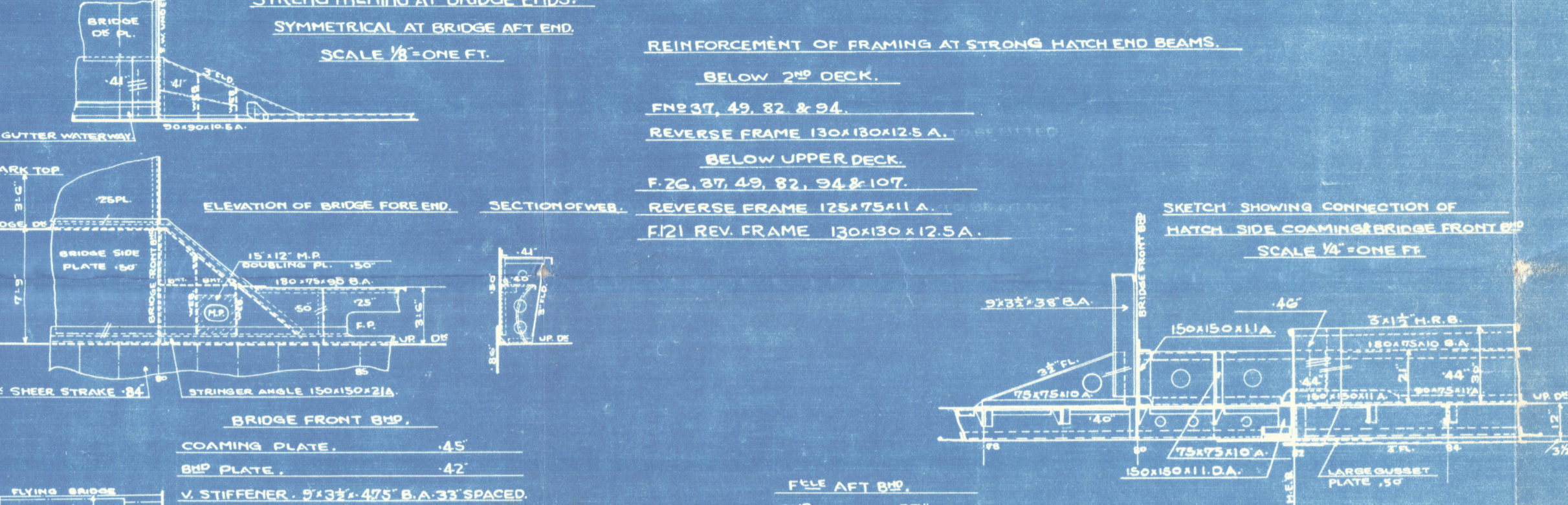
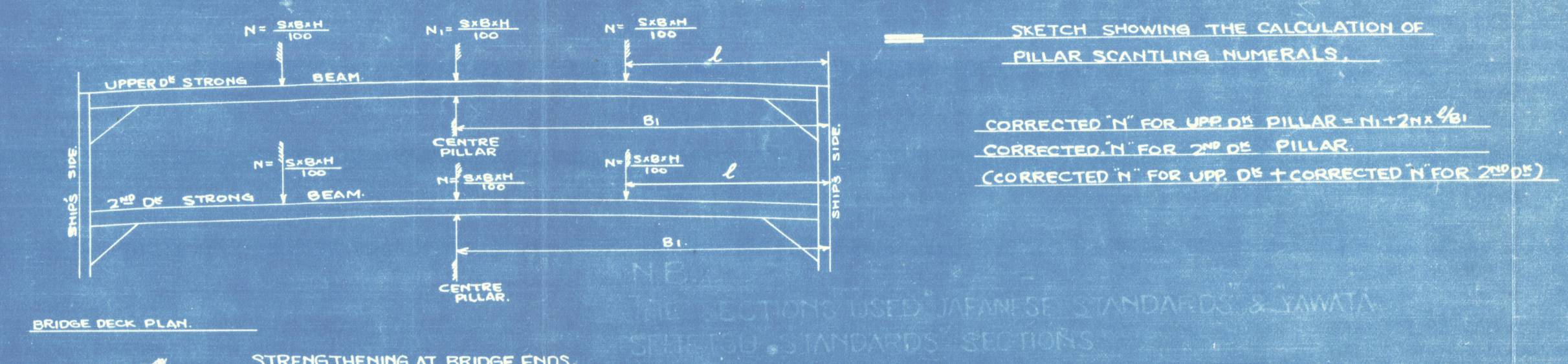


| WIDELY SPACED PILLARS. | | | | | | | | | | | |
|------------------------|-------|-------|-------|---------------|----------|-------------|---------|------|-------|-------|-------|
| BELOW UPPER DECK. | | | | | | | | | | | |
| F.N. | S. | B. | H. | DEPTH OF BEAM | FACE BAR | RIDER PLATE | REMARKS | F.N. | S. | B. | H. |
| 26 | 15.00 | 17.00 | 12.00 | 12.00 | 12.00 | 12.00 | 12.00 | 37 | 15.00 | 17.00 | 12.00 |
| 37 | 15.00 | 17.00 | 12.00 | 12.00 | 12.00 | 12.00 | 12.00 | 49 | 15.00 | 17.00 | 12.00 |
| 49 | 15.00 | 17.00 | 12.00 | 12.00 | 12.00 | 12.00 | 12.00 | 82 | 15.00 | 17.00 | 12.00 |
| 82 | 15.00 | 17.00 | 12.00 | 12.00 | 12.00 | 12.00 | 12.00 | 94 | 15.00 | 17.00 | 12.00 |
| 94 | 15.00 | 17.00 | 12.00 | 12.00 | 12.00 | 12.00 | 12.00 | 62 | 15.00 | 17.00 | 12.00 |
| 62 | 15.00 | 17.00 | 12.00 | 12.00 | 12.00 | 12.00 | 12.00 | 67 | 15.00 | 17.00 | 12.00 |
| 67 | 15.00 | 17.00 | 12.00 | 12.00 | 12.00 | 12.00 | 12.00 | | | | |



| STRONG HATCH END BEAMS. | | | | | | | | | | | |
|-------------------------|-------|-------|-------|---------------|----------|-------------|---------|------|-------|-------|-------|
| UPPER DECK. | | | | | | | | | | | |
| F.N. | S. | B. | H. | DEPTH OF BEAM | FACE BAR | RIDER PLATE | REMARKS | F.N. | S. | B. | H. |
| 26 | 15.00 | 17.00 | 12.00 | 12.00 | 12.00 | 12.00 | 12.00 | 37 | 15.00 | 17.00 | 12.00 |
| 37 | 15.00 | 17.00 | 12.00 | 12.00 | 12.00 | 12.00 | 12.00 | 49 | 15.00 | 17.00 | 12.00 |
| 49 | 15.00 | 17.00 | 12.00 | 12.00 | 12.00 | 12.00 | 12.00 | 82 | 15.00 | 17.00 | 12.00 |
| 82 | 15.00 | 17.00 | 12.00 | 12.00 | 12.00 | 12.00 | 12.00 | 94 | 15.00 | 17.00 | 12.00 |
| 94 | 15.00 | 17.00 | 12.00 | 12.00 | 12.00 | 12.00 | 12.00 | 62 | 15.00 | 17.00 | 12.00 |
| 62 | 15.00 | 17.00 | 12.00 | 12.00 | 12.00 | 12.00 | 12.00 | 67 | 15.00 | 17.00 | 12.00 |
| 67 | 15.00 | 17.00 | 12.00 | 12.00 | 12.00 | 12.00 | 12.00 | | | | |

| UPPER DECK STRONG BEAM BETWEEN GIRDERS 2xN. | | | | | | | | | | | |
|---|-------|-------|-------|---------------|----------|---------|------|-------|-------|-------|---------------|
| F.N. | S. | B. | H. | DEPTH OF BEAM | FACE BAR | REMARKS | F.N. | S. | B. | H. | DEPTH OF BEAM |
| 14 | 15.00 | 17.00 | 12.00 | 12.00 | 12.00 | 12.00 | 121 | 15.00 | 17.00 | 12.00 | 12.00 |
| 121 | 15.00 | 17.00 | 12.00 | 12.00 | 12.00 | 12.00 | | | | | |

| CARGO HATCHES | | | | | | | | | | | |
|---------------|---------|-----------------|------------|-----------------|-----------------------|-----------------------|-----------------------|-----------------------|-----------------------|-----------------------|-----------------------|
| HATCH NO. | F.N. | SIZE OF HATCHES | DECK | COAMING | COAMING PL. | COAMING PL. | COAMING PL. | COAMING PL. | COAMING PL. | COAMING PL. | COAMING PL. |
| NO 1 | 197-121 | 28'7" x 22'0" | UPPER DECK | 30' x 44' x 44' | 180' x 75' x 10' x 8' | 180' x 75' x 10' x 8' | 180' x 75' x 10' x 8' | 180' x 75' x 10' x 8' | 180' x 75' x 10' x 8' | 180' x 75' x 10' x 8' | 180' x 75' x 10' x 8' |
| NO 2 | 82-94 | 30'0" x 22'0" | UPPER DECK | 30' x 44' x 44' | 180' x 75' x 10' x 8' | 180' x 75' x 10' x 8' | 180' x 75' x 10' x 8' | 180' x 75' x 10' x 8' | 180' x 75' x 10' x 8' | 180' x 75' x 10' x 8' | 180' x 75' x 10' x 8' |
| NO 3 | 37-49 | 30'0" x 22'0" | UPPER DECK | 30' x 44' x 44' | 180' x 75' x 10' x 8' | 180' x 75' x 10' x 8' | 180' x 75' x 10' x 8' | 180' x 75' x 10' x 8' | 180' x 75' x 10' x 8' | 180' x 75' x 10' x 8' | 180' x 75' x 10' x 8' |
| NO 4 | 14-26 | 30'0" x 22'0" | UPPER DECK | 30' x 44' x 44' | 180' x 75' x 10' x 8' | 180' x 75' x 10' x 8' | 180' x 75' x 10' x 8' | 180' x 75' x 10' x 8' | 180' x 75' x 10' x 8' | 180' x 75' x 10' x 8' | 180' x 75' x 10' x 8' |



| WIDELY SPACED PILLAR GIRDERS. | | | | | | | | | | | |
|-------------------------------|------|------|------|---------------|----------|-------------|--------------------------------|---------|------|------|------|
| F.N. | S. | B. | H. | DEPTH OF BEAM | FACE BAR | RIDER PLATE | REMARKS | F.N. | S. | B. | H. |
| 37-49 | 12.5 | 12.0 | 7.75 | 145 | 7 | 18' x 46 | 125' x 75' x 8' A. CARGO HATCH | 49-56 | 12.5 | 12.0 | 7.75 |
| 49-56 | 12.5 | 12.0 | 7.75 | 145 | 7 | 18' x 46 | 125' x 75' x 8' A. CARGO HATCH | 56-62 | 12.5 | 12.0 | 7.75 |
| 62-67 | 12.5 | 12.0 | 7.75 | 145 | 7 | 18' x 46 | 125' x 75' x 8' A. CARGO HATCH | 67-72 | 12.5 | 12.0 | 7.75 |
| 72-82 | 12.5 | 12.0 | 7.75 | 145 | 7 | 18' x 46 | 125' x 75' x 8' A. CARGO HATCH | 82-94 | 12.5 | 12.0 | 7.75 |
| 94-101 | 12.5 | 12.0 | 7.75 | 145 | 7 | 18' x 46 | 125' x 75' x 8' A. CARGO HATCH | 101-107 | 12.5 | 12.0 | 7.75 |
| 107-121 | 12.5 | 12.0 | 7.75 | 145 | 7 | 18' x 46 | 125' x 75' x 8' A. CARGO HATCH | 121-130 | 12.5 | 12.0 | 7.75 |



M.Y. "TAHOKU MARU".

Nagasaki Report No. 1794.

CONSTRUCTION PROFILE & PLAN. SCALE 1/8 INCH TO FOOT (335'0" x 48'6" x 24'0") (FINISHED PLAN)


April 15, 1943.

© 2020 Lloyd's Register Foundation

M.V. "KAHOKU MARU".

Nagasaki Report No.1794.

CONSTRUCTION
PROFILE & DECK PLAN.
SCALE $\frac{1}{6}$ INCH TO 1 FOOT.
(335'-0" x 48'-6" x 24'-0")
(FINISHED PLAN.)



T. Iatano
April 15th 1931.



RETAIN



Lloyd's Register
Foundation
W1278-0196