

18.6.20
28.4.21 (C.B.12)

PIROSCAFI C.B. 12 and C.B. 12.

9/6 Modification carried out to the S.S. "Giulia Paris", ex C.B.12 are those marked in blue pencil

SEZIONE MASTRO


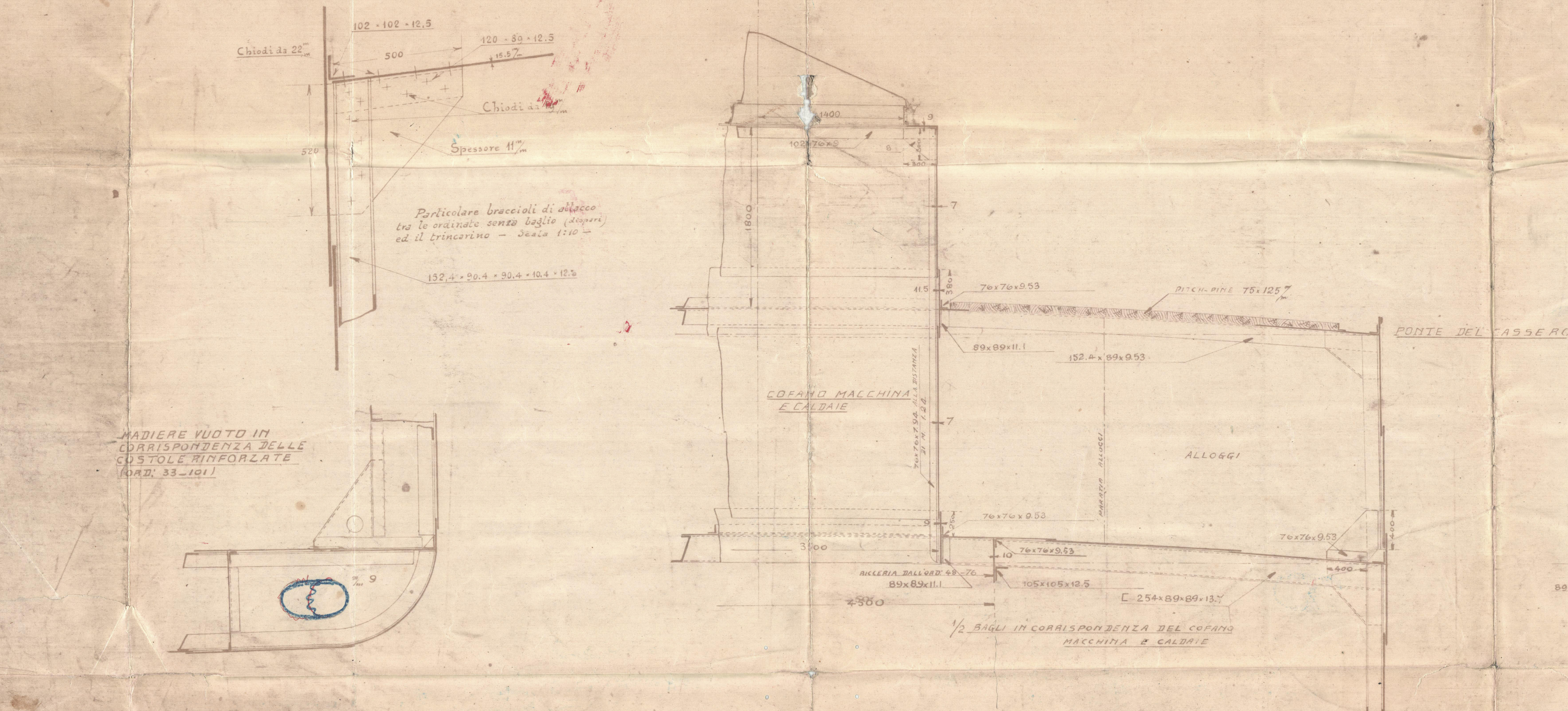
SCALA 1:25

DIMENSIONI PRINCIPALI

LUNGHEZZA FUORI DATTI AL GALLEGGIAMENTO METRI 89.90
LUNGHEZZA MODULO DI COSTRUZIONE " 12.00
PUNTALE A MUZZA DALLA LINEA DI COSTRUZIONE " 8.00
ALTEZZA " 8.00 = 0.667 LUNGHEZZA " 89.90 " 12.22
LARGHEZZA " 12.00 " 12.22

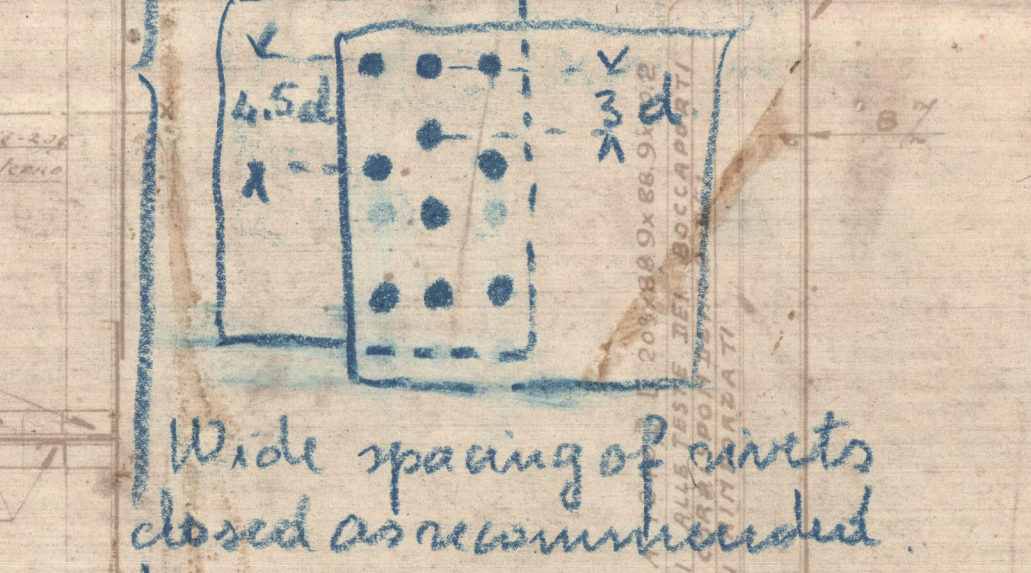
ANCORE LATINE ORMEGGI (MODULO 6559)

SECONDO ESEMPIE LAVORATE, BENE LE PRESSIONI DEL MURALE DI MONTAGNA
LARGHEZZA DI SPARTITI " 12.25
" " " TORNEGGIO CON " " 675
L'ANCOROTTO " " " 265
CAENA CON TRAVE " PER ANCORE DI POSTA LUNGHEZZA " 4.40 D. 4.37
CAVO DALL'ALTO PER ANCORE DI TORNEGGIO " " 137 CIRC. PER 108
" " " RINGHIO " " 192 " 192 " "
2 " " " " " 166 " 175 " (L'ALTEZZA)
" " " " " 165 " 165 " (")



Doubling plates of 15 mm at fore and aft from No 76 to No 86 frames aft " " " No 43 to No 52 "

Particulars of shell plates riveting:
Spacing of edges rivets cr. to cr. - 4.5 diameter
" butts " 3 to 4.5
Particular of butts lapped riveting



Wide spacing of rivets closed as recommended

Lower stringer brackets at every frame from No 124 to station 111

Doubling L 6 1/2 x 1/2 on the No 37-43-71-83-89-95 - 101 frame



Bacini & S.

C. B. F. 12813

Mudhak Section

S. Giulia Peira

Nap. 2013



© 2020

Lloyd's Register
Foundation

W1265-0065