

LONGITUDINAL AND DECK PLANS

S. S. N° 712

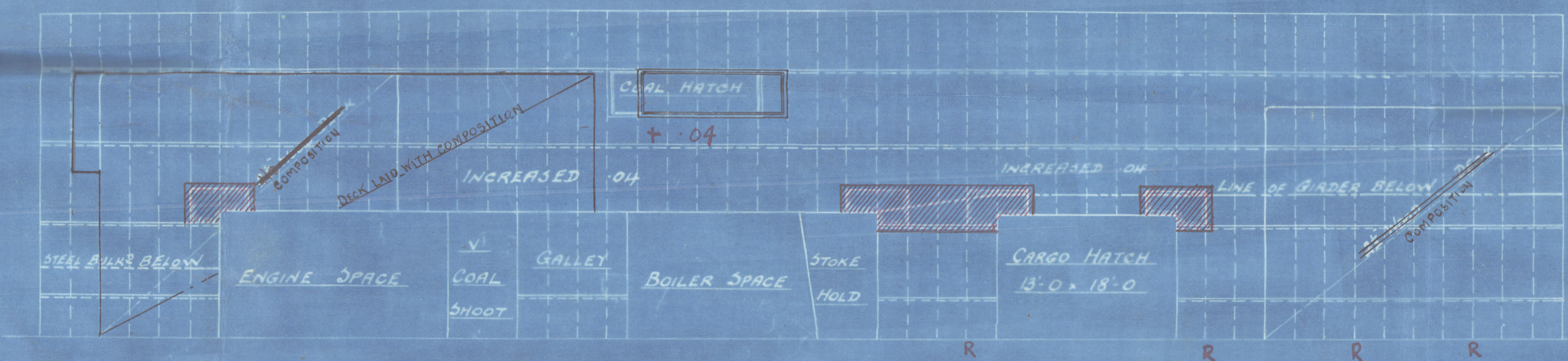
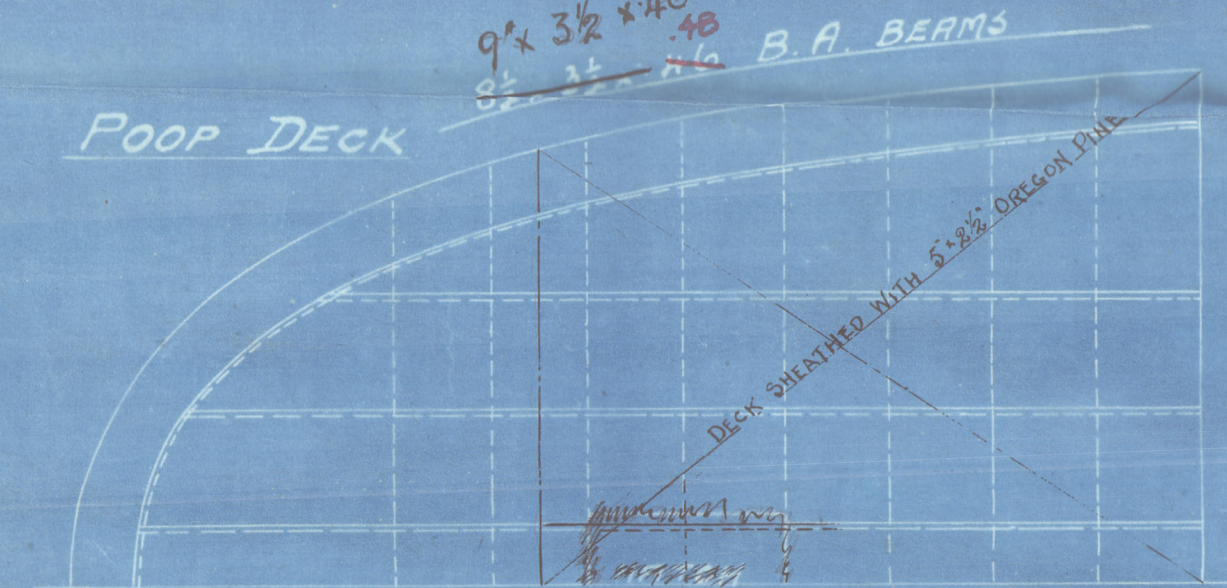
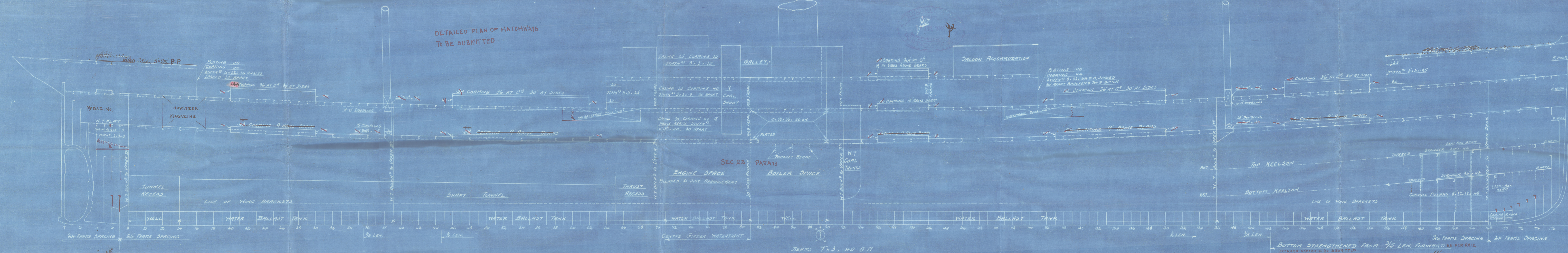
DIMENSIONS 385' 0" B.P. x 51' 9" M² - 52' 0" EXT. x 29' 0" M²
TO CLASS 100 A.I. AT LLOYD'S SPECIAL SURVEY
SCALE 3/4" INCH = ONE FOOT

SCANTLING OF HART DETERMINED ON LENGTH
FORE & MAIN MASTS 3-PARTS IN ROUND
BUTTS LAPPED 3" ABOVE DECK
3" AIR BELOW
SEAMS LAPPED & SINGLE RIVETED

SHEER FORWARD	120'
1st	60'
2nd	60'
3rd	60'
4th	60'
5th	60'
6th	60'
7th	60'
8th	60'
9th	60'
10th	60'
11th	60'
12th	60'
13th	60'
14th	60'
15th	60'
16th	60'
17th	60'
18th	60'
19th	60'
20th	60'
21st	60'
22nd	60'
23rd	60'
24th	60'
25th	60'
26th	60'
27th	60'
28th	60'
29th	60'
30th	60'
31st	60'
32nd	60'
33rd	60'
34th	60'
35th	60'
36th	60'
37th	60'
38th	60'
39th	60'
40th	60'
41st	60'
42nd	60'
43rd	60'
44th	60'
45th	60'
46th	60'
47th	60'
48th	60'
49th	60'
50th	60'
51st	60'
52nd	60'
53rd	60'
54th	60'
55th	60'
56th	60'
57th	60'
58th	60'
59th	60'
60th	60'
61st	60'
62nd	60'
63rd	60'
64th	60'
65th	60'
66th	60'
67th	60'
68th	60'
69th	60'
70th	60'
71st	60'
72nd	60'
73rd	60'
74th	60'
75th	60'
76th	60'
77th	60'
78th	60'
79th	60'
80th	60'
81st	60'
82nd	60'
83rd	60'
84th	60'
85th	60'
86th	60'
87th	60'
88th	60'
89th	60'
90th	60'
91st	60'
92nd	60'
93rd	60'
94th	60'
95th	60'
96th	60'
97th	60'
98th	60'
99th	60'
100th	60'

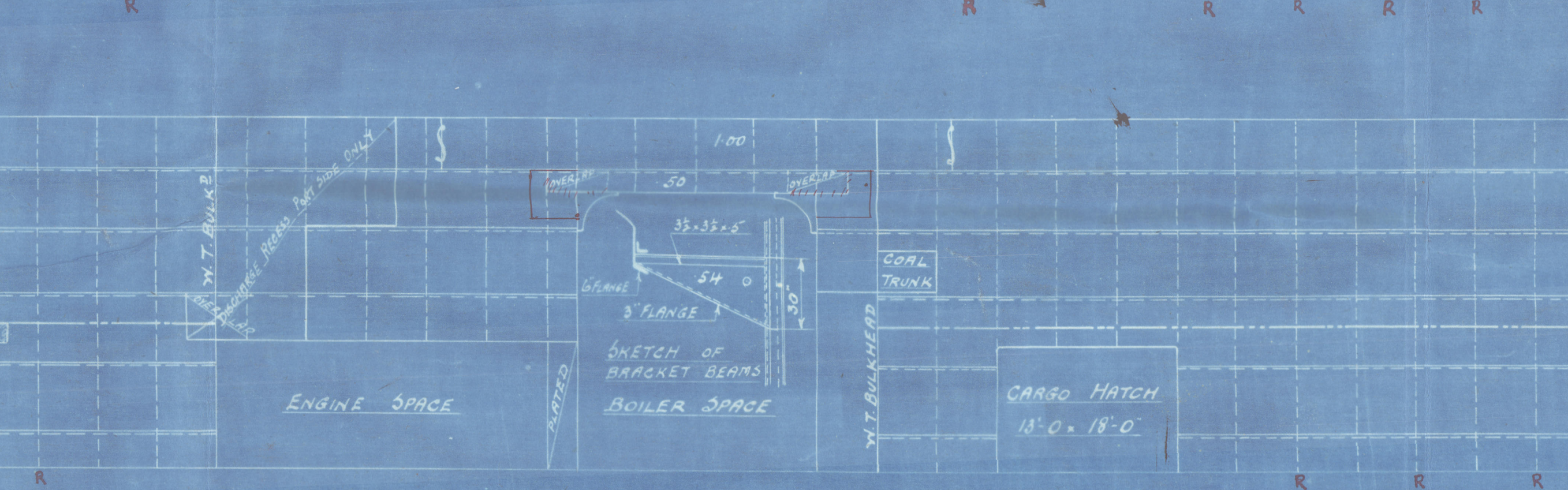


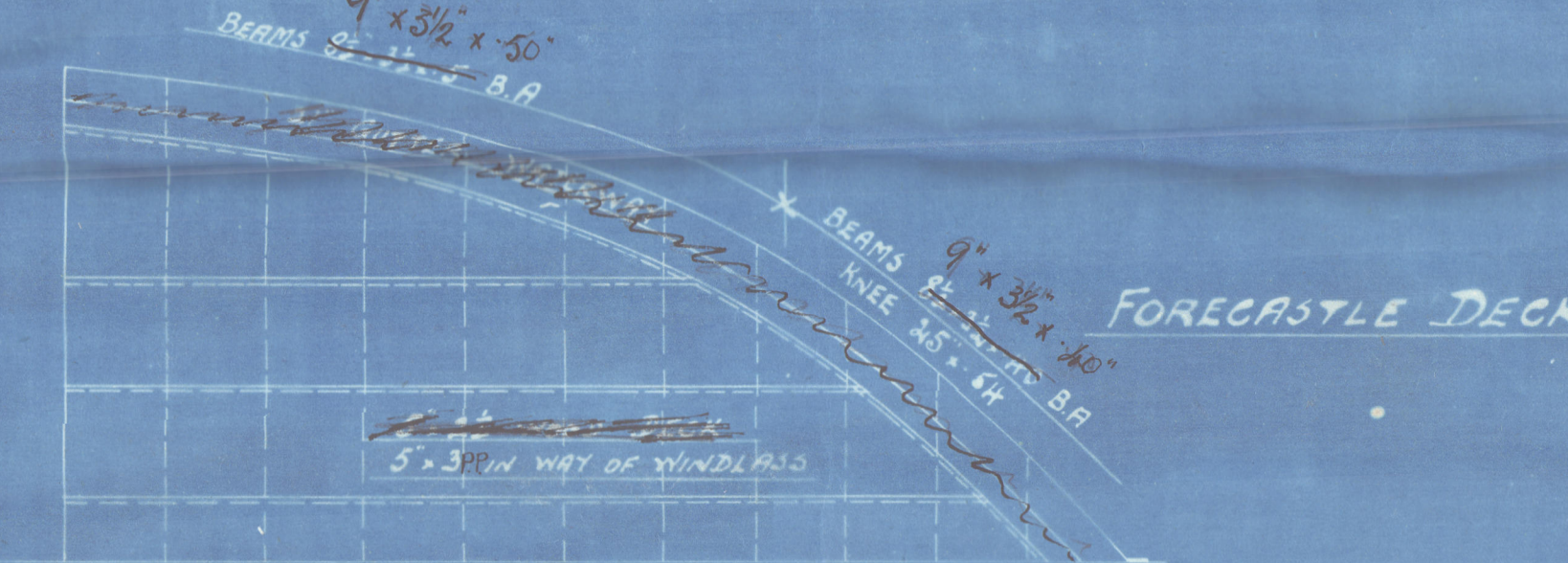
THE SCANTLING & DETAILS OF CONSTRUCTION NOTED HEREON ARE SUBMITTED ON THE UNDERSTANDING THAT THEY ARE THE MINIMUM WHICH WILL BE ACCEPTED FOR CLASS, AND IF NOT THEY ARE TO BE AMENDED ERRORS & OMISSIONS EXCEPTED

DETAILED PLAN OF HATCHWAYS TO BE SUBMITTED



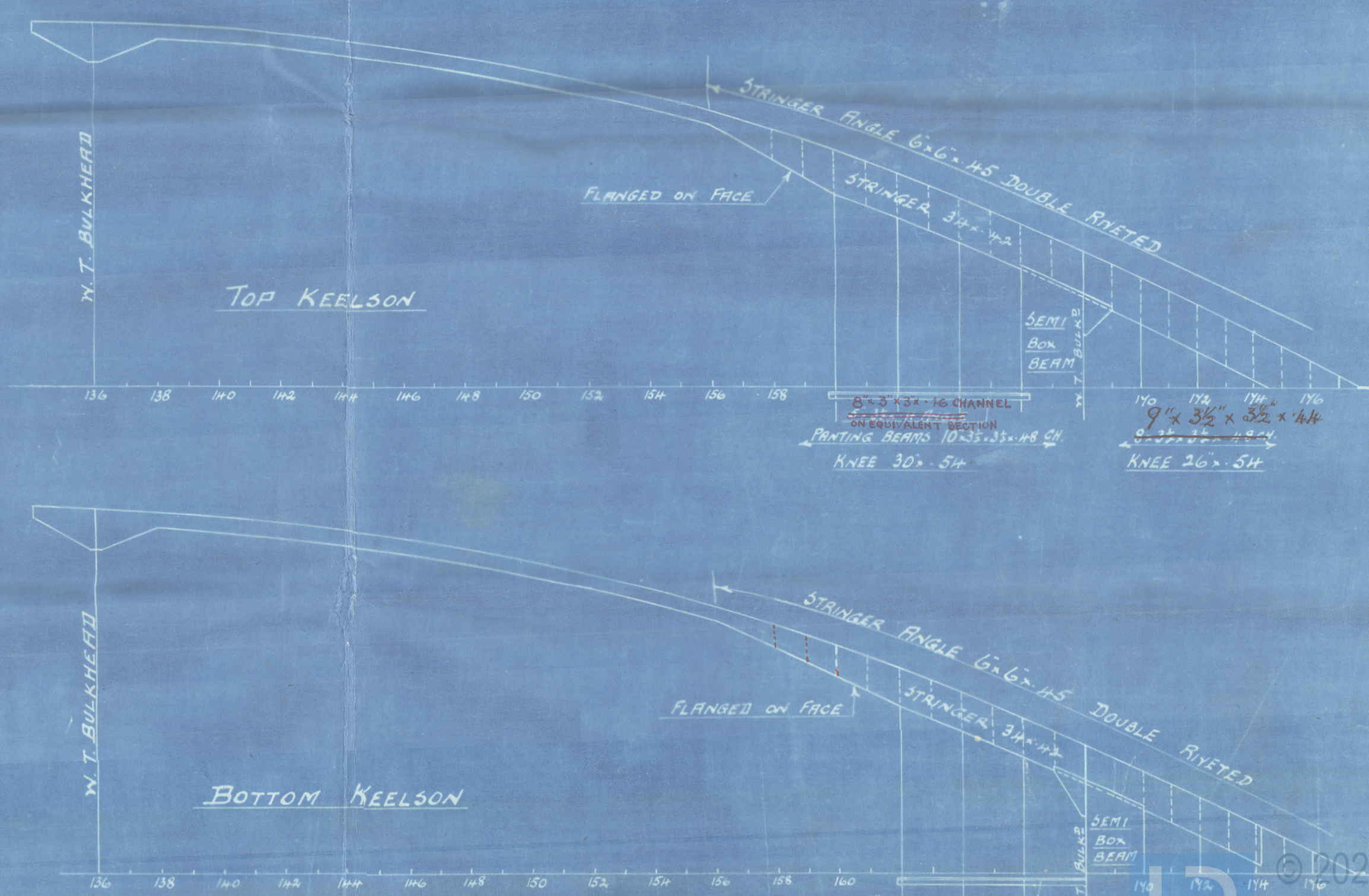

BRIDGE DECK

NOTE:-- OWING TO GIRDERS BEING 10' 0" APART, AND LEAVING WIDE SPAN AT CENTRE. REVERSE BEAMS TO BE FITTED WHERE MARKED R, OR THROUGH BEAM CLEAR OF HATCHWAYS BETWEEN THE GIRDERS THOSE FITTED TO UPPER 6" BRIDGE DECK BEAMS 6" 0" x 56" AND THOSE TO THE 2ND DECK BEAMS 4" 0" x 50" SEE LLOYD'S LETTER 157-15



BRIDGE DECK

NOTE:-- OWING TO GIRDERS BEING 10' 0" APART, AND LEAVING WIDE SPAN AT CENTRE. REVERSE BEAMS TO BE FITTED WHERE MARKED R, OR THROUGH BEAM CLEAR OF HATCHWAYS BETWEEN THE GIRDERS THOSE FITTED TO UPPER 6" BRIDGE DECK BEAMS 6" 0" x 56" AND THOSE TO THE 2ND DECK BEAMS 4" 0" x 50" SEE LLOYD'S LETTER 157-15



Longitudinal Slane

SS Ardgorm

Russell Co No 712

hhp & Rpt No 17312



© 2021

Lloyd's Register
Foundation

W062-0013