

Mouni

Received by Chief Ship Surveyor

Received from Chief Ship Surveyor

VESSEL'S NAME Steel S.S. "MILLUNA" ex "FRANCISKA". Rpt. 73978. Nwc. No. 74074.**The remarks of the Chief Ship Surveyor are desired on this case for the consideration of the Classing Committee.**

("The endorsement to contain a succinct summary of any repairs that have been required and to show the cause or causes of such repairs, and also to bring out clearly any exceptional features in connection with the case, so that the Classing Committee may have all the salient points presented in the endorsement."—Extract from Sub-Committee's Report, 24/5/92.)

Nature of Survey

Rule Dimensions:- 402.33 x 52.58 x 30 to upper deck.  
 Scantling Nos:- 82.58 and 33224.  
 Proportions:- Length = 10.6 depths to Bridge deck.

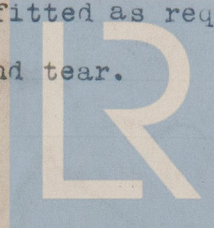
-----

This vessel was built at Bremerhaven in 1914, and classed with Germanischer Lloyd. Plans of the vessel were forwarded by the Newcastle Surveyors in December last, and the scantlings etc., on same were examined and found generally equivalent to the Rule requirements, and the vessel approved for the 100 A. class, subject to the Surveyors satisfying themselves in regard to the construction of various parts, and to a favourable report being received on the completion of the survey.

Particulars of the equipment were also supplied and approved for the figure 1.

Reports have now been received from the Surveyors giving particulars of scantlings etc., which are generally in accordance with the approved plans.

The vessel has been examined in dry dock, and the requirements of a S.S.No.3 carried out, Section 48 of the Rules complied with, a favourable report received regarding the construction of various parts, additional stiffening fitted as required, and repairs effected to damage and wear and tear.



© 2020

 Lloyd's Register  
 Foundation

W1258-0135 1/2

5 1/2

 5 x  
 7 x 3 1/4  
 2 x

 food  
 or  
 or of



It is submitted the vessel appears worthy to be classed

100 A.1. (Steel)

2 Dks. (Steel)


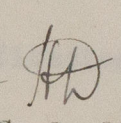
Cell.D.B. 357', 1163t. FPT 46t. APT 8t.

F.K., 6 BH., Cem., Lloyd's A.& C.P., P 50'. B 134'. F 35'.

Date of build 1914.

S.S.Nwc.No.3-1.21.

1.21 Nwc.

   
8. 2. 21.



© 2020

Lloyd's Register  
Foundation

W1258-0135 2 1/2

40 x 3 1/4 = 40  
43